

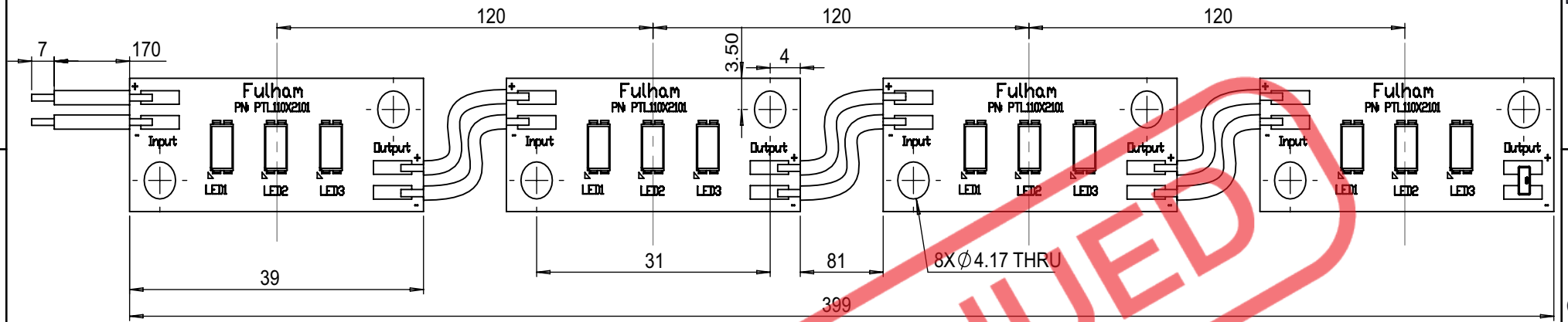
4

3

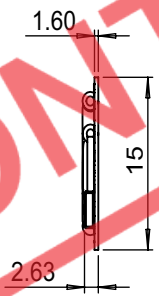
2

1

REVISIONS				
ZONE	REV.	DESCRIPTION	DATE	APPROVED
	1.0	INITIAL RELEASE		



TOP VIEW



SIDE VIEW

DISCONTINUED

BOM																						
ITEM	DESIGNATION	DESCRIPTION	QTY																			
1	TM03LN05XX-503	LED ARRAY	4																			
2	P1 (+)	Red Stranded Hook-Up Wire, 22 AWG, 170 mm (including 7mm on Left end for wire stripping)	1	<b>CCT Matrix:</b> <table border="1"> <thead> <tr> <th>xx</th> <th>CCT</th> </tr> </thead> <tbody> <tr><td>65</td><td>6000 - 7000K</td></tr> <tr><td>57</td><td>5300 - 6000K</td></tr> <tr><td>50</td><td>4700 - 5300K</td></tr> <tr><td>45</td><td>4200 - 4700K</td></tr> <tr><td>40</td><td>3700 - 4200K</td></tr> <tr><td>35</td><td>3200 - 3700K</td></tr> <tr><td>30</td><td>2900 - 3200K</td></tr> <tr><td>27</td><td>2600 - 2900K</td></tr> </tbody> </table>	xx	CCT	65	6000 - 7000K	57	5300 - 6000K	50	4700 - 5300K	45	4200 - 4700K	40	3700 - 4200K	35	3200 - 3700K	30	2900 - 3200K	27	2600 - 2900K
xx	CCT																					
65	6000 - 7000K																					
57	5300 - 6000K																					
50	4700 - 5300K																					
45	4200 - 4700K																					
40	3700 - 4200K																					
35	3200 - 3700K																					
30	2900 - 3200K																					
27	2600 - 2900K																					
3	P1 (-)	Blue Stranded Hook-Up Wire, 22 AWG, 170 mm (including 7mm on Left end for wire stripping)	1																			
4	OUTPUT/INPUT (+)	Red Stranded Hook-Up Wire, 22 AWG (120 mm Center-to-Center)	3																			
5	OUTPUT/INPUT (-)	Blue Stranded Hook-Up Wire, 22 AWG (120 mm Center-to-Center)	3																			
6	OUTPUT (+/-)	RESISTOR	1																			

APPROVALS	DATE	 12705 S. Van Ness Ave. Hawthorne, CA 90250 tel.: 1-323-779-2980, fax: 1-323-754-9060
DRAWN EDWIN REYES	05/09/2013	
CHKD MONICA ALEMAN	05/09/2013	
ENGR ALVARO GARCIA	05/09/2013	
UNLESS OTHERWISE SPECIFIED DIMENSIONS ARE IN MILLIMETERS		TITLE <b>4x3 LED Linear Module String Assembly (350 mA CC, 4.4W, 120 mm Center-to-Center)</b>
PART NO.	SIZE	DWG NO.
	<b>B</b>	<b>TM03LN05XX-D01</b>
		REV <b>1.0</b>
DO NOT SCALE PRINT		SCALE 2:1
		SHEET 1 OF 1

THIS DRAWING IS THE PROPERTY OF FULHAM Co., INC AND CONTAINS PRIVILEGED OR CONFIDENTIAL INFORMATION. YOU WILL NOT DISCLOSE, USE, DISSEMINATE, DISTRIBUTE OR COPY THIS DRAWING FOR PURPOSES OTHER THAN WHAT IT IS INTENDED FOR.

4

3

2

1

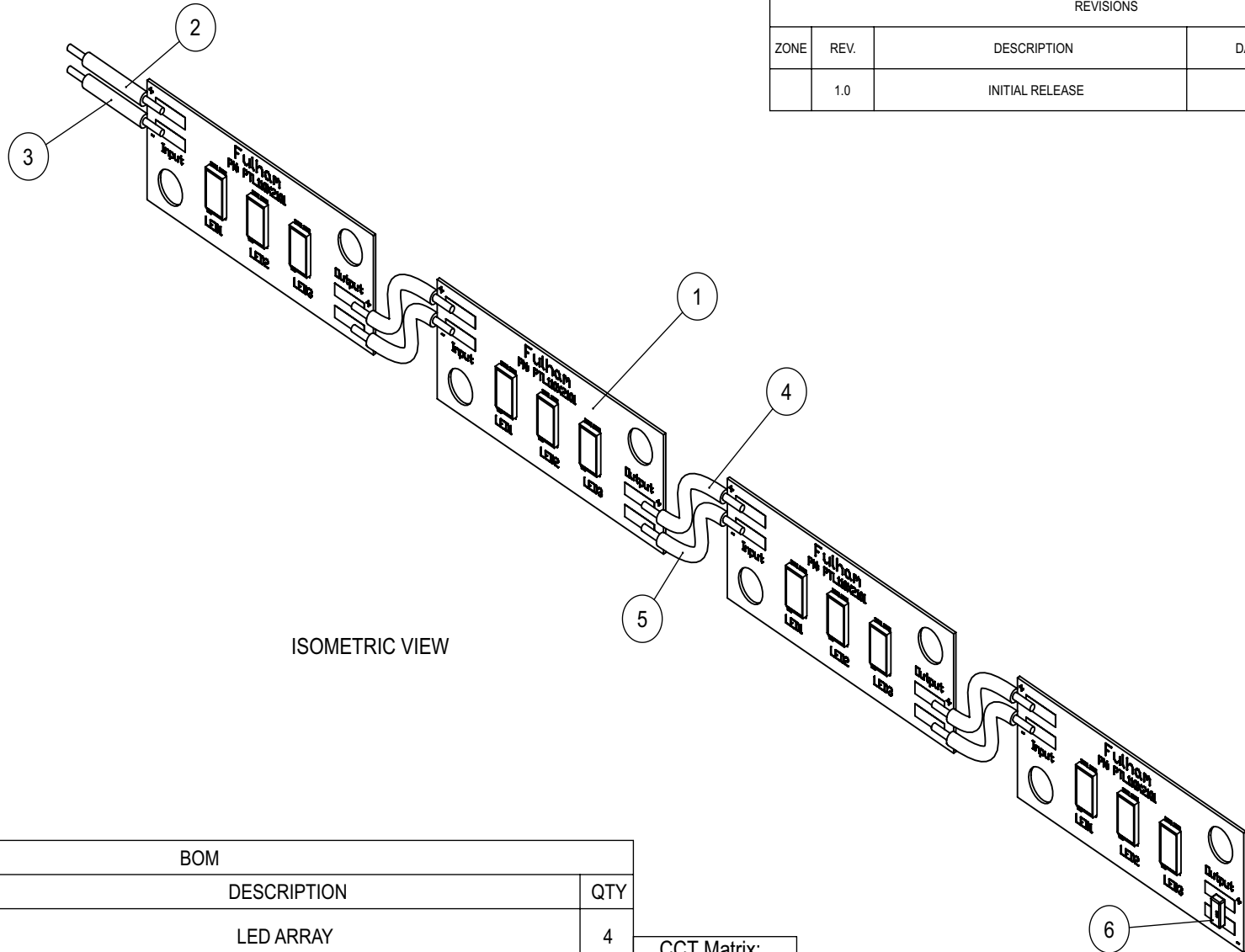
4

3

2

1

REVISIONS				
ZONE	REV.	DESCRIPTION	DATE	APPROVED
	1.0	INITIAL RELEASE		



ISOMETRIC VIEW

## BOM

ITEM	DESIGNATION	DESCRIPTION	QTY
1	TM03LN05XX-503	LED ARRAY	4
2	P1 (+)	Red Stranded Hook-Up Wire, 22 AWG, 170 mm (including 7mm on Left end for wire stripping)	1
3	P1 (-)	Blue Stranded Hook-Up Wire, 22 AWG, 170 mm (including 7mm on Left end for wire stripping)	1
4	OUTPUT/INPUT (+)	Red Stranded Hook-Up Wire, 22 AWG (120 mm Center-to-Center)	3
5	OUTPUT/INPUT (-)	Blue Stranded Hook-Up Wire, 22 AWG (120 mm Center-to-Center)	3
6	OUTPUT (+/-)	RESISTOR	1

CCT Matrix:	
xx	CCT
65	6000 - 7000K
57	5300 - 6000K
50	4700 - 5300K
45	4200 - 4700K
40	3700 - 4200K
35	3200 - 3700K
30	2900 - 3200K
27	2600 - 2900K

APPROVALS	DATE
DRAWN EDWIN REYES	05/09/2013
CHKD MONICA ALEMAN	05/09/2013
ENGR ALVARO GARCIA	05/09/2013

12705 S. Van Ness Ave. Hawthorne, CA 90250  
tel.: 1-323-779-2980, fax: 1-323-754-9060

TITLE  
4x3 LED Linear Module String Assembly  
(350 mA CC, 4.4W, 120 mm Center-to-Center)

UNLESS OTHERWISE SPECIFIED  
DIMENSIONS ARE IN  
MILLIMETERS

PART NO.	SIZE	DWG NO.	REV
	B	TM03LN05XX-D01	1.0

DO NOT SCALE PRINT

SCALE 2:1

SHEET 1 OF 1

THIS DRAWING IS THE PROPERTY OF FULHAM Co., INC AND CONTAINS PRIVILEGED OR CONFIDENTIAL INFORMATION. YOU WILL NOT DISCLOSE, USE, DISSEMINATE, DISTRIBUTE OR COPY THIS DRAWING FOR PURPOSES OTHER THAN WHAT IT IS INTENDED FOR.

4

3

2

1