



RoHS
COMPLIANT

Dimmable
100% - 10%

- Constant Current LED Driver
- Output Wattage: 98W
- Universal Voltage (120V-277V)
- 0-10V Dimming
- Long Case
- Output voltage range of 30-41VDC

General Specifications

Input Voltage	120-277VAC, 50/60 Hz
Input Current	1A
Input Power	115W
Power Factor	>0.9
THD	<20%
Efficiency	88% Typical@277V Full Load
Driver Type	Constant Current
Output Current	2400mA
Output Voltage Range	30-41VDC
Output Power	98W Max.
Number of Output Channels	1 Channel
Dimming Controller Type/Dimming Range	0-10VDC / 100%-10% (Figure 1)
RFI/EMI	FCC Part 15B Consumer
Output Type	LED Class 2
Potting Type / Degree of Fill	Potting As Per ASTM D36-86 / Fully Potted
Ambient Operating Temperature Range	-40°C to 60°C (-40°F to 140°F)
Max. Case Temperature	85°C (185°F)
Sound Rating	A
Input Surge Protection	Line-Neutral 2kV, Line & Neutral-Ground 4kV
Protections	Input Current Protection Output Short Circuit Protection Output Open Circuit Protection Output to Ground Short Protection Overload Protection Over Temperature Protection
Service Life	50,000 hours @Tc 80°C (176°F)
Approvals / Class	LED Class 2, CLASS P, Type HL, Dry or Damp Locations, RoHS
Warranty	5 years

Figure 1

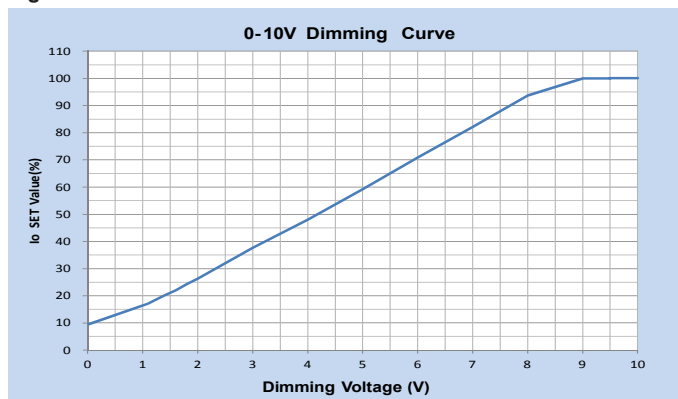
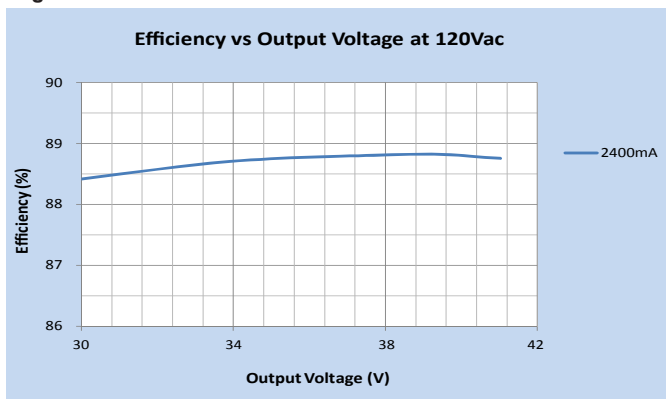


Figure 2





RoHS
COMPLIANT



Figure 3

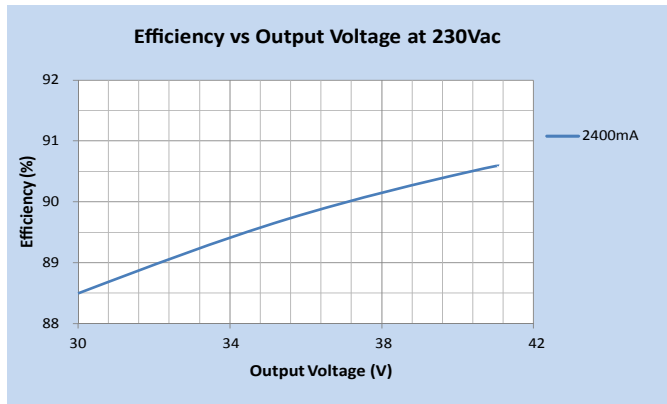


Figure 4

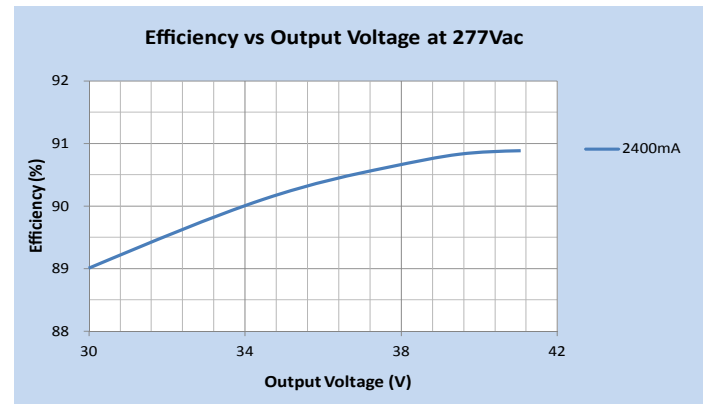


Figure 5

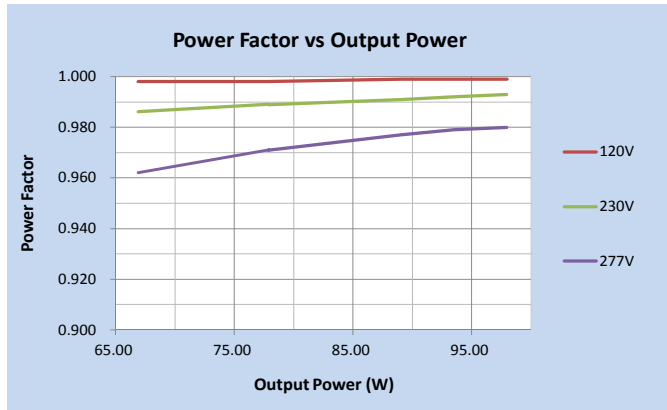


Figure 6

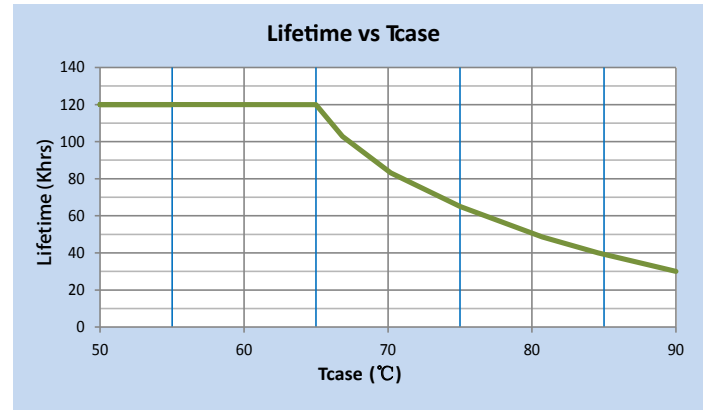
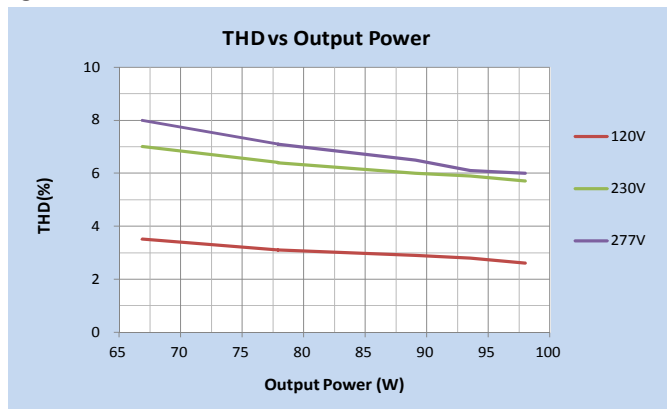


Figure 7

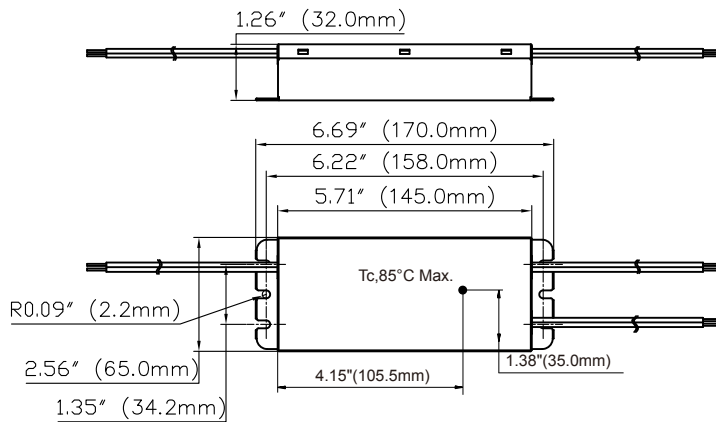




Mechanical Data

NOTE :

- 1.This Driver Must Be Installed By A Licensed Electrician
- 2.This Driver Must Be Grounded



Wiring Diagrams

INPUT SIDE	LENGTH
BLACK	13.0" [330mm]
WHITE	13.0" [330mm]

OUTPUT SIDE	LENGTH
RED	13.0" [330mm]
BLUE	13.0" [330mm]
PURPLE	13.0" [330mm]
GREY	13.0" [330mm]

