

## SPECIFICATION SHEET : RHA-UNV-254-LT5

This Is An Original Product From Fulham Co., Inc

**Description :** RACEHORSE Series, Universal Operating Voltage, Program Preheat Start Ballast, End Of Life Protection, Auto Restart, Cold Starting Feature.

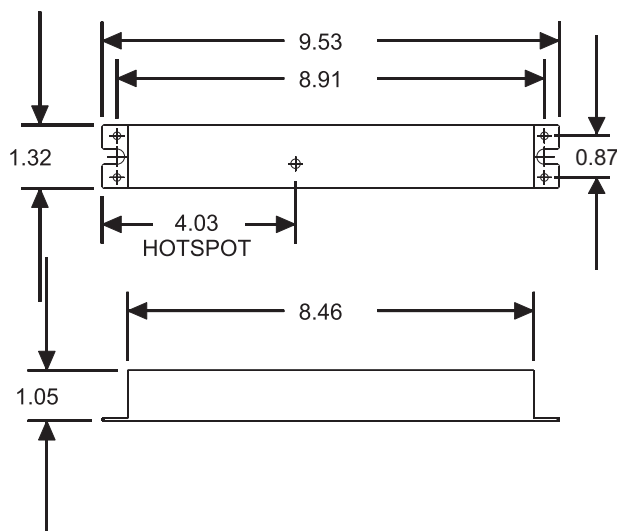
**This Ballast Will Operate Following Lamps.**



### ELECTRICAL DATA ( With 120 Volt Application)

INPUT VOLT: 120V ± 10%, 50/60Hz										
LAMP WATTS/TYPE	F54T5/HO	FC12T5/HO	FT55	FT50	F54T5HO/49W	F54T5/HO	FC12T5/HO	FT55	FT50	F54T5HO/49W
LAMPS OPERATED	1					2				
INPUT WATTS	62	55	58	61	53	120	106	112	118	103
LINE CURRENT:	0.52	0.45	0.51	0.52	0.44	1.00	0.87	0.94	1.01	0.86
POWER FACTOR	0.98	0.98	0.98	0.98	0.99	0.98	0.98	0.98	0.98	0.99
BALLAST FACTOR	1.03	0.88	0.93	1.15	0.99	1.00	0.86	0.91	1.12	0.99
EFFICACY FACTOR	1.66	1.60	1.60	1.89	1.88	0.83	0.81	0.81	0.95	0.96
THD	10%	10%	10%	10%	4%	10%	10%	10%	10%	5%
CURRENT CREST FACTOR	< 1.7									
EMI/RFI COMPLIANCE	FCC PART 18-A									
SOUND RATING	" A "									
BALLAST TYPE	PROGRAMMED START									
VOLTAGE TRANSIENTS	ANSI C82.11 - 1993									
INPUT/PROTECTION	FUSE									
OUTPUT/PROTECTION	EOL									
MIN. OPERATING TEMP	-30 °C (-22 °F)									
MAX. CASE TEMP	90 °C ( 194 °F ) SEE FOOT NOTE WARRANTY									
TYPE "HL" APPROVAL	APPROVED FOR HAZARDOUS LOCATION									
ENERGY STAR 4.0	-									
REMOTE MOUNTING	18 FT MAX.									
TYPE "CC" APPROVAL	Approved for Commercial Cabinets application									

### MECHANICAL DATA

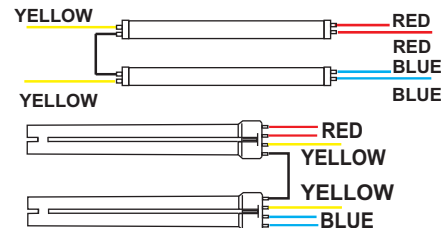


### WIRING DIAGRAMS


WIRE	BLACK	WHITE	RED	BLUE	YELLOW	BROWN
LENGTH - INCHES	25 ± 1"	25 ± 1"	30 ± 1"	30 ± 1"	42 ± 1"	



#### 2 LAMPS APPLICATION



#### 1 LAMPS APPLICATION



**NOTE:**  
FOR ONE LAMP APPLICATION  
YELLOW WIRES MUST BE  
SHORTED AND CAPPED.

**NOTE :** This Ballast Must Be Grounded

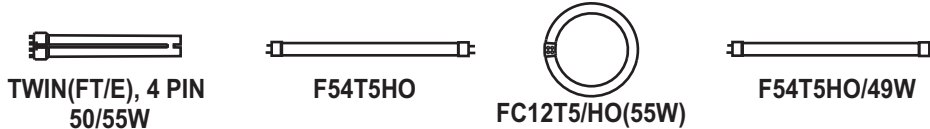
Fulham extends a limited warranty only to the original purchaser or to the first user for a period of **3 years @ 90°C & 5 years @ 70°C** from the date of manufacture when properly installed and operated under normal conditions of use. For complete terms and conditions, please reference the Fulham product catalog ([www.fulham.com](http://www.fulham.com)) **Due to a program of continuous improvement, Fulham reserves the right to make modifications or variations in design or construction to the equipment described.** © Fulham Co., Inc All Rights Reserved.

## SPECIFICATION SHEET : RHA-UNV-254-LT5

This Is An Original Product From Fulham Co., Inc

**Description :** RACEHORSE Series, Universal Operating Voltage, Program Preheat Start Ballast, End Of Life Protection, Auto Restart, Cold Starting Feature.

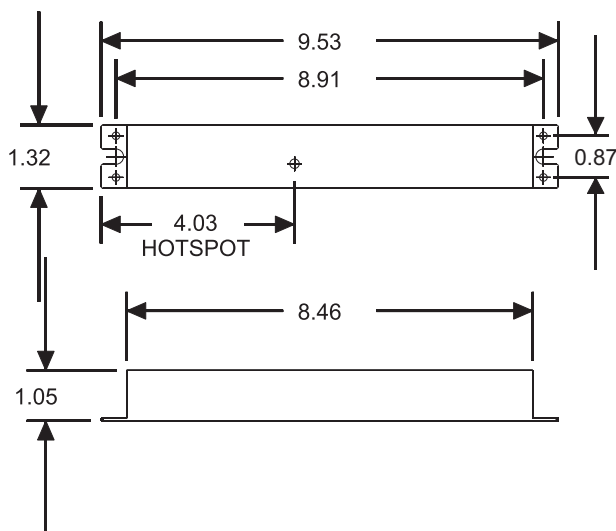
**This Ballast Will Operate Following Lamps.**



### ELECTRICAL DATA ( With 230 Volt Application)

INPUT VOLT: 230V ± 10%, 50/60Hz										
LAMP WATTS/TYPE	F54T5/HO	FC12T5/HO	FT55	FT50	F54T5HO/49W	F54T5/HO	FC12T5/HO	FT55	FT50	F54T5HO/49W
LAMPS OPERATED	1					2				
INPUT WATTS	62	55	58	61	53	118	104	110	116	102
LINE CURRENT:	0.28	0.23	0.25	0.27	0.24	0.48	0.41	0.45	0.48	0.45
POWER FACTOR	0.95	0.95	0.95	0.95	0.97	0.98	0.98	0.98	0.98	0.99
BALLAST FACTOR	1.03	0.88	0.93	1.15	1.01	1.00	0.86	0.91	1.12	0.98
EFFICACY FACTOR	1.66	1.60	1.60	1.89	1.90	0.84	0.82	0.82	0.96	0.96
THD	15%	15%	15%	15%	13%	10%	10%	10%	10%	10%
CURRENT CREST FACTOR	< 1.7									
EMI/RFI COMPLIANCE	FCC PART 18-A									
SOUND RATING	" A "									
BALLAST TYPE	PROGRAMMED START									
VOLTAGE TRANSIENTS	ANSI C82.11 - 1993									
INPUT/PROTECTION	FUSE									
OUTPUT/PROTECTION	EOL									
MIN. OPERATING TEMP	-30 °C ( -22 °F )									
MAX. CASE TEMP	90 °C ( 194 °F ) SEE FOOT NOTE WARRANTY									
TYPE "HL" APPROVAL	APPROVED FOR HAZARDOUS LOCATION									
ENERGY STAR 4.0	-									
REMOTE MOUNTING	18 FT MAX.									
TYPE "CC" APPROVAL	Approved for Commercial Cabinets application									

### MECHANICAL DATA

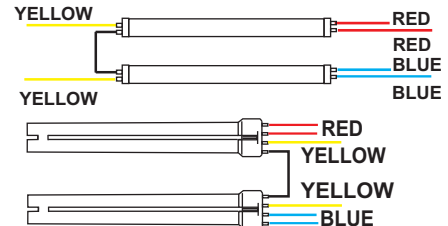


### WIRING DIAGRAMS


WIRE	BLACK	WHITE	RED	BLUE	YELLOW	BROWN
LENGTH - INCHES	25 ± 1"	25 ± 1"	30 ± 1"	30 ± 1"	42 ± 1"	



#### 2 LAMPS APPLICATION



#### 1 LAMPS APPLICATION



**NOTE:**  
FOR ONE LAMP APPLICATION  
YELLOW WIRES MUST BE  
SHORTED AND CAPPED.

**NOTE :** This Ballast Must Be Grounded

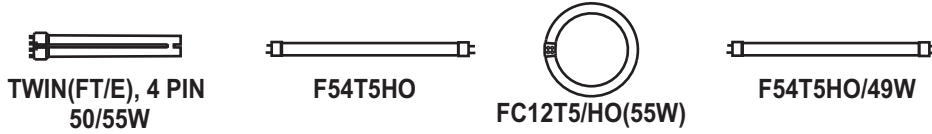
Fulham extends a limited warranty only to the original purchaser or to the first user for a period of **3 years @ 90°C & 5 years @ 70°C** from the date of manufacture when properly installed and operated under normal conditions of use. For complete terms and conditions, please reference the Fulham product catalog ([www.fulham.com](http://www.fulham.com)) **Due to a program of continuous improvement, Fulham reserves the right to make modifications or variations in design or construction to the equipment described.** © Fulham Co., Inc All Rights Reserved.

## SPECIFICATION SHEET : RHA-UNV-254-LT5

This Is An Original Product From Fulham Co., Inc

**Description :** RACEHORSE Series, Universal Operating Voltage, Program Preheat Start Ballast, End Of Life Protection, Auto Restart, Cold Starting Feature.

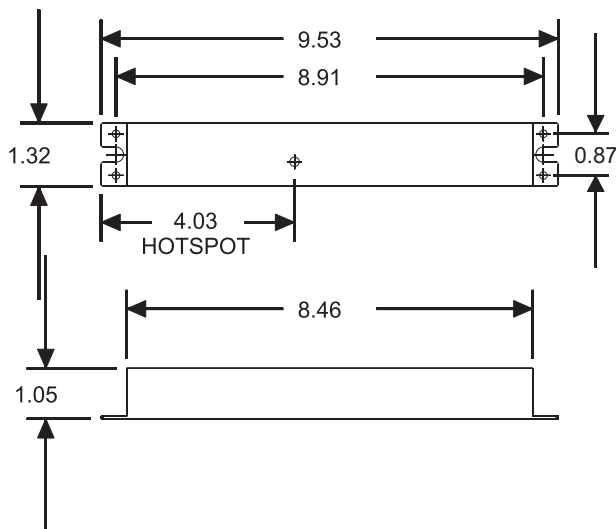
**This Ballast Will Operate Following Lamps.**



### ELECTRICAL DATA ( With 277 Volt Application)

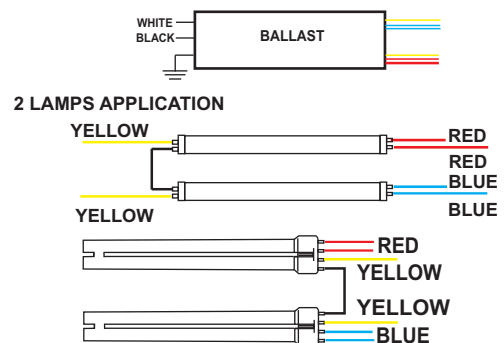
INPUT VOLT: 277V ± 10%, 50/60Hz										
LAMP WATTS/TYPE	F54T5/HO	FC12T5/HO	FT55	FT50	F54T5HO/49W	F54T5/HO	FC12T5/HO	FT55	FT50	F54T5HO/49W
LAMPS OPERATED	1					2				
INPUT WATTS	62	55	58	61	53	117	103	109	115	102
LINE CURRENT:	0.23	0.20	0.22	0.23	0.20	0.43	0.37	0.40	0.43	0.38
POWER FACTOR	0.90	0.90	0.90	0.90	0.93	0.97	0.97	0.97	0.97	0.97
BALLAST FACTOR	1.03	0.88	0.93	1.15	1.01	1.00	0.86	0.91	1.12	0.99
EFFICACY FACTOR	1.66	1.60	1.60	1.89	1.91	0.85	0.83	0.83	0.97	0.97
THD	20%	20%	20%	20%	21%	10%	10%	10%	10%	15%
CURRENT CREST FACTOR	< 1.7									
EMI/RFI COMPLIANCE	FCC PART 18-A									
SOUND RATING	" A "									
BALLAST TYPE	PROGRAMMED START									
VOLTAGE TRANSIENTS	ANSI C82.11 - 1993									
INPUT/PROTECTION	FUSE									
OUTPUT/PROTECTION	EOL									
MIN. OPERATING TEMP	-30 °C ( -22 °F )									
MAX. CASE TEMP	90 °C ( 194 °F ) SEE FOOT NOTE WARRANTY									
TYPE "HL" APPROVAL	APPROVED FOR HAZARDOUS LOCATION									
ENERGY STAR 4.0	-									
REMOTE MOUNTING	18 FT MAX.									
TYPE "CC" APPROVAL	Approved for Commercial Cabinets application									

### MECHANICAL DATA



### WIRING DIAGRAMS

WIRE	BLACK	WHITE	RED	BLUE	YELLOW	BROWN
LENGTH - INCHES	25 ± 1"	25 ± 1"	30 ± 1"	30 ± 1"	42 ± 1"	



**NOTE:**  
FOR ONE LAMP APPLICATION  
YELLOW WIRES MUST BE  
SHORTED AND CAPPED.

**NOTE :** This Ballast Must Be Grounded

Fulham extends a limited warranty only to the original purchaser or to the first user for a period of **3 years @ 90°C & 5 years @ 70°C** from the date of manufacture when properly installed and operated under normal conditions of use. For complete terms and conditions, please reference the Fulham product catalog ([www.fulham.com](http://www.fulham.com)) **Due to a program of continuous improvement, Fulham reserves the right to make modifications or variations in design or construction to the equipment described.** © Fulham Co., Inc All Rights Reserved.