

Quick Connect Box

CW-QU
CW-QP



Product Overview

The Quick Connect Box, a Class 2 device, provides a simple way to connect to ballasts/drivers, sensors, and control switches to Fulham's Room, Area, and Building Solutions in the ceiling or inside a single light fixture.

Installation is fast and error-resistant. Using off-the-shelf, pre-connectorized CAT-5 cables, field installers and factory workers simply plug together the various devices, rather than creating wiring harnesses out of fine-gauge control wiring. This slashes installation costs, time, and rework.

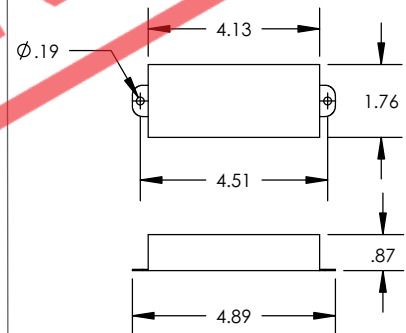
The Quick Connect Box supports up to four hardware elements of the Fulham system - controllers, sensors, control switches, ballasts/drivers, and accessories. Quick Connect Boxes can be daisy-chained together along with element connections. This configuration eliminates costly home-run wiring while supporting more elements for precise lighting management.

Product Features

- CW-QP - Self-powered
- CW-QU - Powered by Lighting Controls ballasts (HS1 series, HS2 series and HS3 series).
- Provides easy, reliable connectivity in the ceiling and inside light fixtures with Lighting Controls Cables
- Plug-and-play compatibility with the Fulham product line hardware elements
- Easy, error-resistant installation with Lighting Controls Cables
- Low profile for installation inside smaller, pendant-style fixtures
- Pre-drilled tabs for mounting outside fixtures
- Uses standard CAT-5 RJ45 (Ethernet) and RJ12 (telephone) cabling
- Cables can be provided by Fulham for your convenience or by other cable providers
- 5 year limited warranty

Summary

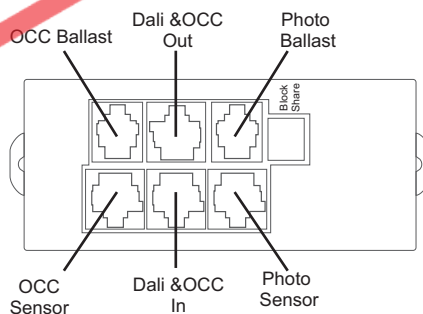
Mechanical Data



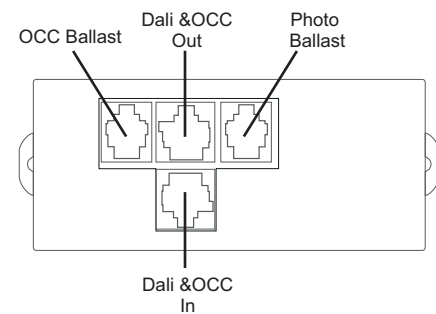
Connection Diagram

DALI IN/OUT can be connected to

1. Controller
2. Intelligent Sensor
3. 0-10V Adapter
4. Quick Connect



CW-QU



CW-QP