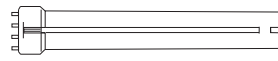


NPY-120-126-CFL

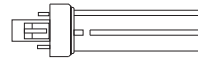
Rapid Start Fluorescent Ballast

- Input Voltage: 120VAC ±10%, 50/60Hz
- Rapid Start
- UL / cUL Listed, Class P, 1 Outdoor
- Energy Star 4.0

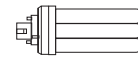
This Ballast Will Operate Following Lamps:



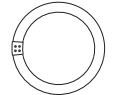
TWIN (CFT/E)
18W, 26/24W



QUAD (CFQ/E)
26W



TRIPLE (CFTR/E)
26W



Circline (FRCT9)
22W

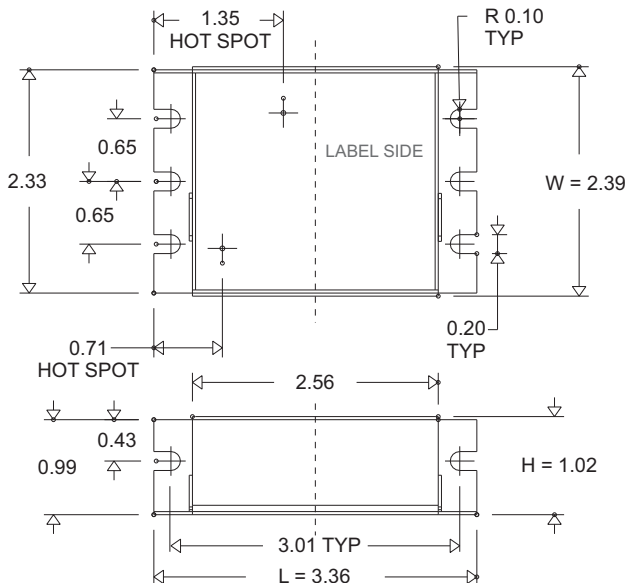
General Specifications

Input Voltage	120VAC ±10%, 50 / 60Hz
Current Crest Factor	< 1.7
Lamps Operated	1 Lamp
EMI / RFI Compliance	FCC Part 18-B (Consumer)
Sound Rating	"A"
Ballast Type	Rapid Start
Voltage Transients	ANSI 62.41
Input Protection	Fuse
Output Protection	EOL
Min. Operating Temp	0°C (32°F)
Max. Case Temp	75°C (167°F)
Approvals Class	UL / cUL Listed, Class "P", 1 Outdoor
Energy Star 4.0	Yes
Warranty	2 Years from the date of manufacture when properly installed.

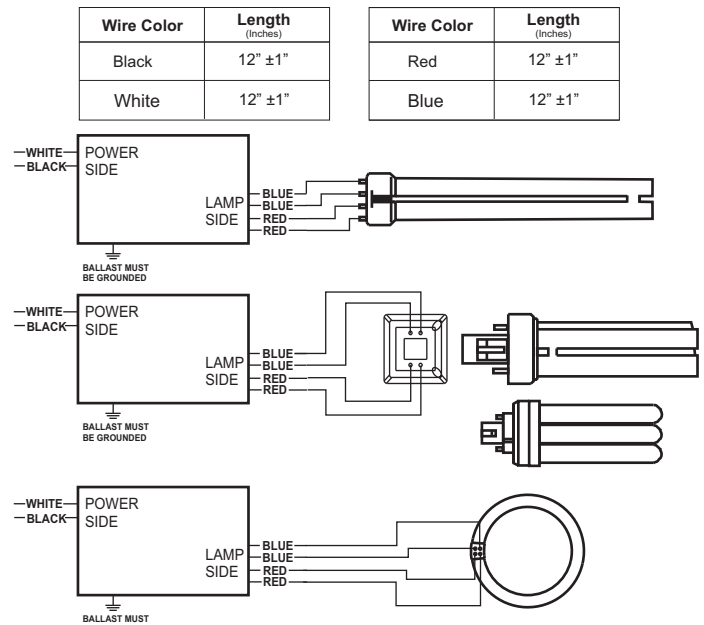
Electrical Data

Lamp Wattage / Type	Lamps Operated	Input Wattage	Line Current	Power Factor	Ballast Factor	Efficacy Factor	THD
18CFT/E	1	20.20	0.321	0.521	1.039	5.140	161.87%
24/27CFT/E	1	26.96	0.395	0.565	1.046	3.879	141.47%
26CFQ/E	1	26.98	0.401	0.559	1.002	3.534	141.30%
26CFTR/E	1	26.36	0.399	0.550	0.945	3.584	147.87%
32CFTR/E	1	31.91	0.448	0.577	0.842	2.698	135.17%
22CRT9	1	22.07	0.351	0.524	1.038	4.703	156.80%

Mechanical Data



Wiring Diagrams



NOTE : This Ballast Case Must Be Grounded