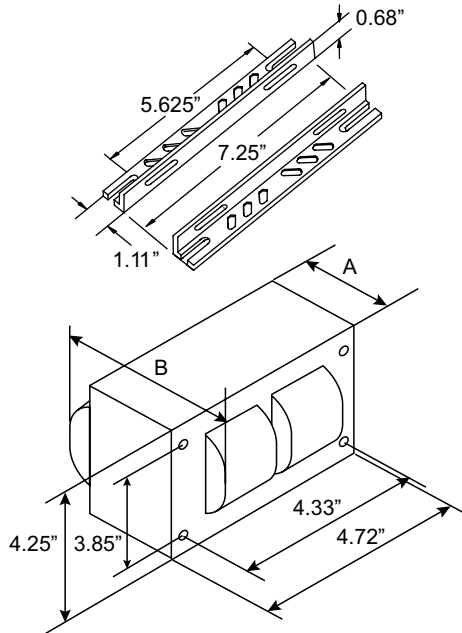


Mechanical Data:

4.25" x 4.75" CORE-2 COIL UNIT



DIMENSION A	2.13 IN
DIMENSION B	3.94 IN
TOTAL WEIGHT	11.68 LBS
LEAD LENGTHS	12 IN

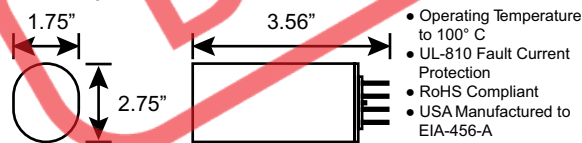
HARDWARE KIT: HH-MH-HDW3 CLAMP: HH-MH-IGCLMP
 2 3" Thru-Bolts 4 Flat Washers
 2 Lock Washers 2 Nuts

Electrical Data:

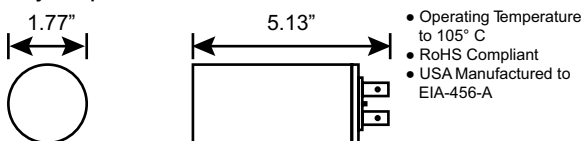
INPUT VOLTS	120	208	240	277
MINIMUM STARTING TEMPERATURE	-20°F or -30°C			
POWER FACTOR	90%			
ANSI CODE	400W, M-59			
CIRCUIT TYPE	CWA			
WATTS INPUT	435			
MAX INPUT CURRENT	4.00	2.30	2.00	1.70
NOM. OPEN CURRENT VOLTAGE	300			
RECOMMENDED FUSE (Amps)	10	6	5	5
REGULATION				
LINE VOLTS	±10%			
LAMPS WATTS	±10%			
INPUT WATTS AT LAMP DROPOUT	50	85	98	116
LINE CURRENT (AMPS)				
OPERATING	4.00	2.30	2.00	1.70
OPEN CIRCUIT	3.15	1.95	1.80	1.48
STARTING	2.79	1.66	1.45	1.24
UL TEMPERATURE RATINGS				
INSULATION CLASS	H(180)			
COIL TEMPERATURE CODE	1029			
CAPACITOR REQUIREMENT				
MFD	24uF			
MIN VOLT	400			
IGNITOR				
PART NUMBER	Integral Ignitor			
MAX DIST TO LAMP				
60Hz TEST PROCEDURES				
HIGH POTENTIAL TEST (VOLTS)	1 MIN: 2000, 2 SEC: 2500			
OPEN CIRCUIT VOLTAGE TEST (VOLTS)	270-320			
SHORT CIRCUIT CURRENT TEST (AMPS)	3.50-4.30			
SECONDARY CURRENT				
INPUT CURRENT	2.50	1.43	1.10	1.08

Capacitor:

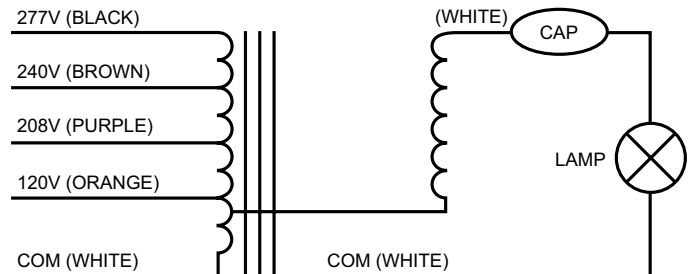
Wet Capacitor: HHMH-WCAP-400



Dry Capacitor: HHMH-DCAP-400



Wiring Diagram:



Options:

Basic Ballast Kit includes Ballast, Ignitor and Mounting Hardware only. For capacitor option, add Base Model No. and one Capacitor code:
D = Dry Kit: Ballast + Ignitor + Dry Capacitor + Mounting Hardware
W = Wet Kit: Ballast + Ignitor + Wet Capacitor + Mounting Hardware

HID Ballast and Lamp Kits also available; please see website www.fulham.com.