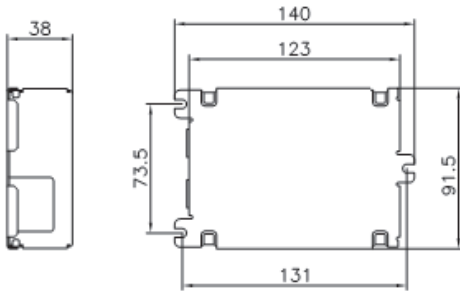
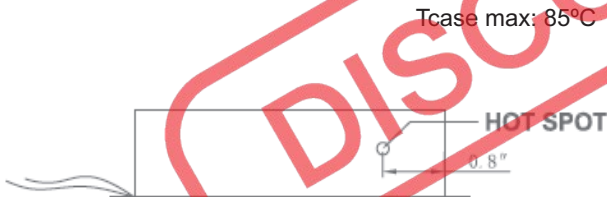


Mechanical Data:



CASE MATERIAL	ALUMINUM
CASE LENGTH	123mm, 4.84"
CASE WIDTH	91.5mm, 3.60"
HEIGHT	38mm, 1.50"
OVERALL LENGTH	140mm, 5.51"
MOUNTING LENGTH	131mm, 5.16"
WEIGHT	1.40 lbs

Hot Spot:



Electrical Data:

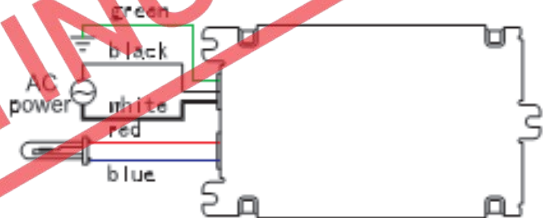
LAMP
 INPUT VOLTS
 LINE CURRENT (AMPS)
 INPUT POWER (WATTS)
 MIN POWER FACTOR
 MIN STARTING TEMPERATURE
 THD
 ANSI CODE
 CCF
 EMI/RFI
 FREQUENCY
 TYPE

1 LAMP, 100W MH	
120	277
0.97	0.42
111W	
>0.95	
-30°C/-20°F	
<20%	
M90, M140	
<1.5	
FCC PART18 CLASS A, NON-CONSUMER	
140-220 Hz	
1 OUTDOOR	

Wiring Diagram:

WIRE LENGTH	BLACK	WHITE	RED	BLUE	GREEN
	12"	12"	12"	12"	12"

Bottom View, Side Leads



Ballast Case Must Be Grounded.

Installation & Application:

1. Maximum allowable case temperature is 85°C. See Hot Spot section for measurement location.
2. Ignition pulse is 4kV max.
3. Ballast output will shutdown after 25 minutes if lamp fails to ignite.
4. Power must be cycled off then on, after replacing lamp.
5. Do not install insulation above or within 3 inches of ballast sides
6. Can be remotely installed up to 12 feet from lamp.

Performance:

1. Short Circuit Operation Protection
2. Open Circuit Operation Protection
3. Ignitor Failure Protection
4. Thermal Protection
5. End of Lamp Life Protection