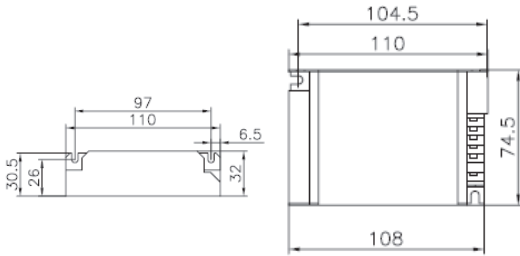


Mechanical Data:

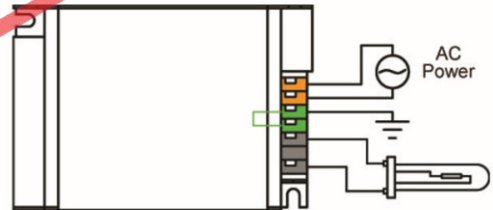


CASE MATERIAL	ALUMINUM
CASE LENGTH	110mm, 4.33"
CASE WIDTH	74.5mm, 2.95"
HEIGHT	32mm, 1.26"
OVERALL LENGTH	110mm, 4.33"
MOUNTING LENGTH	97mm, 3.81"
WEIGHT	0.55 lb

Electrical Data:

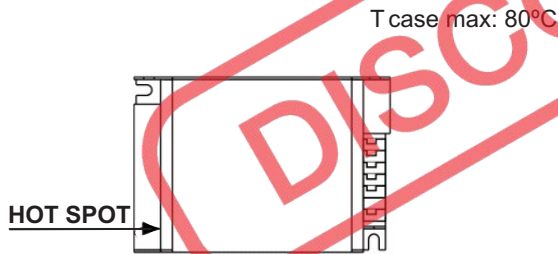
LAMP	1 LAMP, 35W MH
INPUT VOLTS	220-240V
MAX CURRENT (AMPS)	0.19
INPUT POWER (WATTS)	44W
MIN POWER FACTOR	> 0.95
MIN STARTING TEMPERATURE	-30°C/-20°F
THD	< 15%

Wiring Diagram:



Ballast Case Must Be Grounded.

Hot Spot:



Installation & Application:

1. Maximum allowable case temperature is 80°C. See Hot Spot section for measurement location.
2. Ignition pulse is 4kV max.
3. Ballast output will shutdown after 25 minutes if lamp fails to ignite.
4. Power must be cycled off for 10 seconds then on, after replacing lamp.
5. Do not install insulation above or within 3 inches of ballast sides
6. Can be remotely installed up to 12 feet from lamp.

Performance:

1. Short Circuit Operation Protection
2. Open Circuit Operation Protection
3. Ignitor Failure Protection
4. Thermal Protection
5. End of Lamp Life Protection