

SPECIFICATION SHEET : FHS2-UNV-36L

This Is An Original Product From Fulham Co., Inc

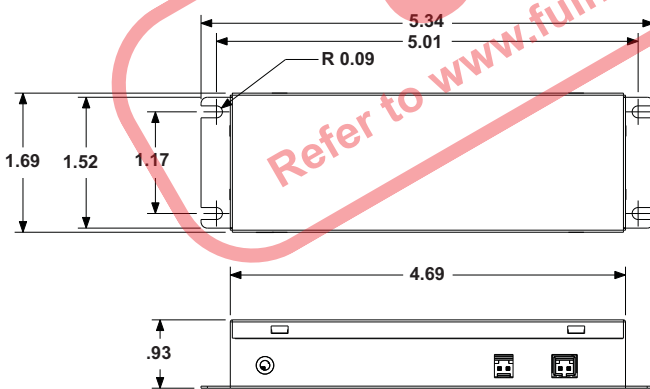
Description : Emergency LED Driver For Back-up Lighting

This driver will operate constant current LED arrays with a working voltage between 11-36VDC and not exceeding 20W.

ELECTRICAL DATA

Input Voltage	100V ~ 277V ± 10% , 50/60Hz
SURGE PROTECTION	C62.41 (MOV)
OVER CURRENT PROTECTION	Fuse
INPUT CURRENT	0.07 A
INPUT POWER	< 4 W
THROUGHPUT CURRENT HANDLING	
RED LEAD	3A, 60V Max.
WHITE/BLACK LEAD	100W Max.
OUTPUT CURRENT	100mA - 700mA (Refer to accessory chart)
OUTPUT WORKING VOLTAGE	11-36VDC
OUTPUT SHORT CIRCUIT PROTECTION	Self Resetting PTC
RECHARGE TIME REQUIRED	24 - 48 Hours (Refer to battery chart)
BATTERY TYPE	NiCd 9.6VDC or LiFePO4 9.6VDC
BATTERY CAPACITY AVAILABLE	.9Ah, 1Ah, 1.2Ah, 1.5Ah, 1.8Ah, 3Ah, 4Ah, 6Ah
ILLUMINATION TIME	MINIMUM 90MIN, UPTO 360MIN (AVAILABLE)
TOTAL MAXIMUM LED POWERED	20W
OUTPUT CLASSIFICATION	Class 2
AMBIENT TEMPERATURE	0°C-50°C NiCd, 10°C-50°C LiFePO4, -20°C-50°C (FHSBATCC3-3)
CERTIFICATIONS	cURus 1310, cURus 924
EMERGENCY LED DRIVER & LiFePO4 BATTERIES	RoHS compliant

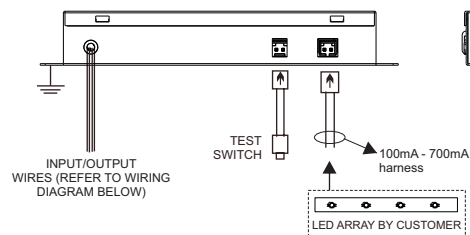
MECHANICAL DATA



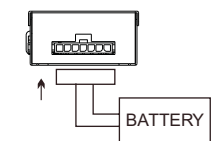
WIRING DIAGRAMS

WIRE	BLACK	WHITE	RED	BLK/WHT	BATTERY-LED ARRAY-TEST SWITCH-PILOT LIGHT
LENGTH - INCHES	12"±1"	12"±1"	24"±1"	18"±1"	24"±1"

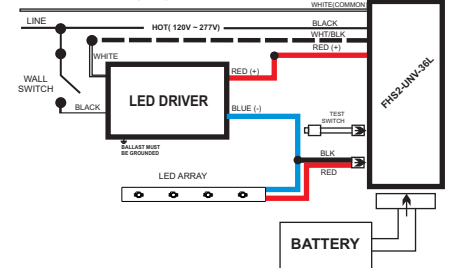
FRONT VIEW



RIGHT VIEW



WIRING DIAGRAM (TYP)



Accessory Harness (Wire length 24")

Accessory Harness	Description	Part Number	Description
FHS-HARNESS-100	100 mA LED Harness	FHS-HARNESS-150	150 mA LED Harness
FHS-HARNESS-200	200 mA LED Harness	FHS-HARNESS-250	250 mA LED Harness
FHS-HARNESS-300	300 mA LED Harness	FHS-HARNESS-350	350 mA LED Harness
FHS-HARNESS-400	400 mA LED Harness	FHS-HARNESS-450	450 mA LED Harness
FHS-HARNESS-500	500 mA LED Harness	FHS-HARNESS-550	550 mA LED Harness
FHS-HARNESS-600	600 mA LED Harness	FHS-HARNESS-650	650 mA LED Harness
FHS-HARNESS-700	700 mA LED Harness		

This product does not meet CEC Title 20 Code of Regulations. Fulham extends a limited warranty only to the original purchaser or to the first user for a period of 5 years from the date of manufacture when properly installed and operated under normal conditions of use. For complete terms and conditions, please reference the Fulham product catalog (www.fulham.com) Due to a program of continuous improvement, Fulham reserves the right to make modifications or variations in design or construction to the equipment described. © Fulham Company Limited, All Rights Reserved.

GENERAL INSTALLATION GUIDELINES FOR LED EMERGENCY DRIVER

MODEL : FHS2-UNV-36L

IMPORTANT SAFE PRACTICES

When using electrical equipment and this lighting device basic safety precaution should be followed at all times including but not limited to the following:

PLEASE READ CAREFULLY AND FOLLOW ALL INSTRUCTIONS FOR YOUR OWN SAFETY

- **IMPORTANT:** Do not connect battery until fixture is installed.
- **IMPORTANT:** An un-switched AC power source of 100VAC to 277VAC is required.
- This device is designed for use in fixtures listed for **dry and damp locations**.
- **CAUTION:** Make sure all electrical connections conform to the National Electrical Code and all applicable local regulations.
- **CAUTION:** Do not let power supply cords touch hot surfaces.
- **CAUTION:** Do not mount near gas or electric heaters.
- **CAUTION:** Battery is rechargeable Ni-Cad or LiFePO4 type and must be recycled or disposed of properly.
- Do not use this emergency driver with accessory equipment other than recommended by manufacturer; failure to follow this may cause an unsafe condition. Servicing should only be performed by qualified service personnel.
- Do not use this emergency driver for other than intended use.

Equipment should be mounted in locations and at heights where it will not readily be subjected to tampering by unauthorized personnel.

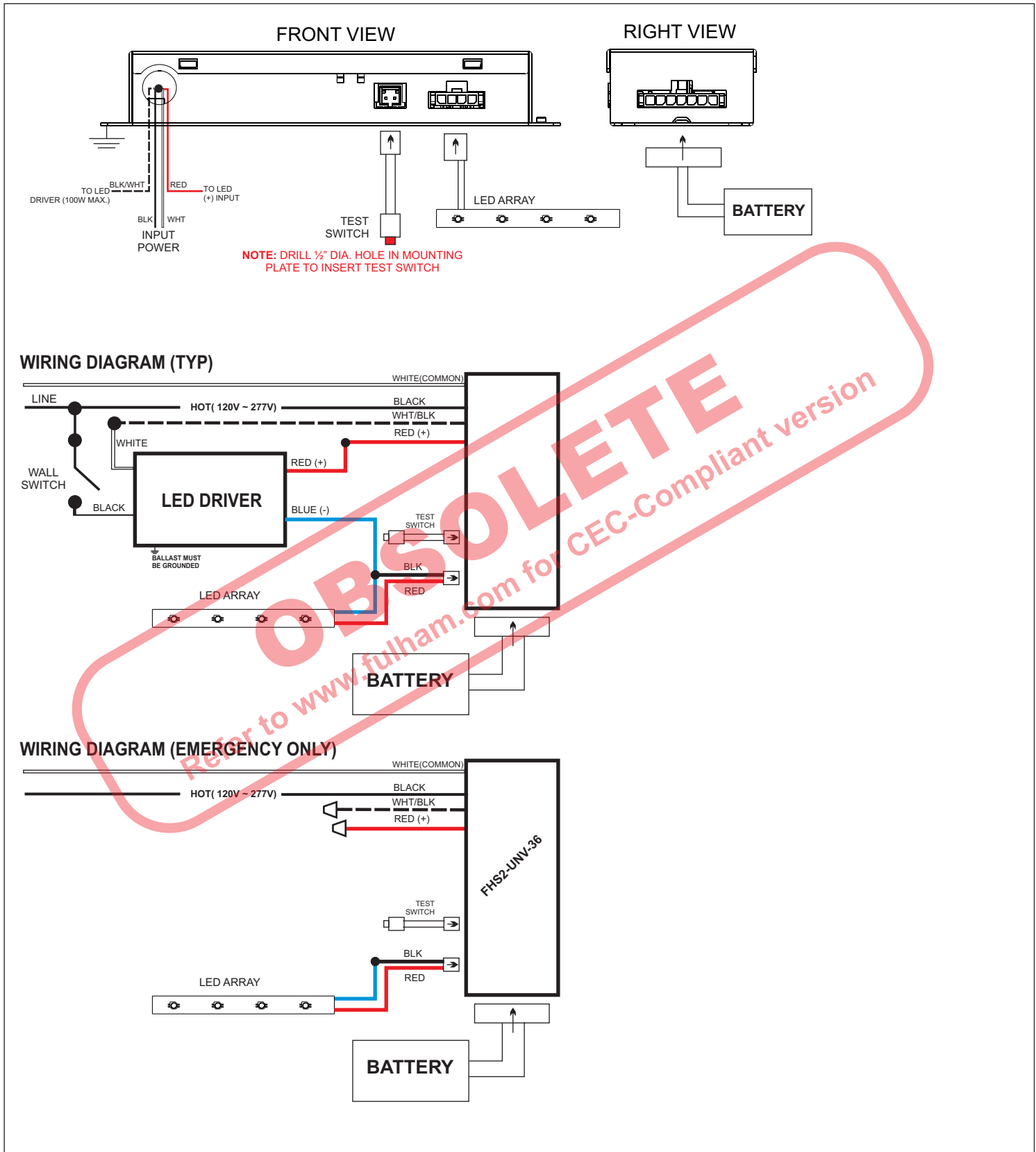
IMPORTANT: Indicator (LED light) illuminated indicates battery in charge mode when AC power is applied. It is recommended and required by applicable code to test emergency ballast to ensure proper function of the system; push the test switch for thirty (30) seconds every 30 days to ensure the emergency driver is functioning as LED light source illuminated. Conduct a ninety minute (90) discharge test one time (1) per year; LED light source should be illuminated for a minimum of ninety minutes (90).

ASSEMBLY and FIELD INSTALLATION WIRING: WARNING: AC power must be off before proceeding with assembly or installation of emergency driver.

TESTING SYSTEM: The emergency battery requires a charge minimum of one (1) hour before testing the circuit. A full charge requires twenty four (24) or thirty six (36) or forty eight (48) hours, depending upon battery pack. Please refer to battery chart for charging time.

SAVE THESE INSTRUCTIONS

MODEL : FHS2-UNV-36L



MODEL : FHS2-UNV-36L

RoHS
COMPLIANT

Battery Chart

Fulham Model No.	Chemistry	Compliant	Pack Capacity	Max Load for 90 min.	Battery Voltage	Recharge Time
FHSBATT8-AA.9	NiCd		900mAh	4W	9.6V	24Hrs
FHSBATT8-C3	NiCd		3000mAh	16W	9.6V	32Hrs
FHSBATT8-D4	NiCd		4000mAh	20W	9.6V	32Hrs
FHSBATL3-1	LiFePO4	RoHS	1000mAh	4W	9.6V	24Hrs
FHSBATL3-1.5	LiFePO4		1500mAh	8W	9.6V	24Hrs
FHSBATL3-3	LiFePO4		3000mAh	16W	9.6V	32Hrs
FHSBATL6-1.5	LiFePO4		3000mAh	16W	9.6V	32Hrs
FHSBATL6-3	LiFePO4		6000mAh	20W	9.6V	48Hrs
FHSBATL6-.6	LiFePO4		1200mAh	6W	9.6V	24Hrs
FHSBATL9-.6	LiFePO4		1800mAh	10W	9.6V	24Hrs
FHSBATL6-1.5L*	LiFePO4		3000mAh	16W	9.6V	32Hrs
FHSBATL6-3L*	LiFePO4		6000mAh	20W	9.6V	48Hrs
FHSBATT8-C3L*	NiCd		3000mAh	16W	9.6V	32Hrs
FHSBATCC3-3	LiFePO4	RoHS	3000mAh	10W	9.6V	32Hrs
FHSBATL6-1.5S	LiFePO4	RoHS	3000mAh	16W	9.6V	32Hrs
FHSBATL3-1.5S	LiFePO4	RoHS	1500mAh	8W	9.6V	24Hrs


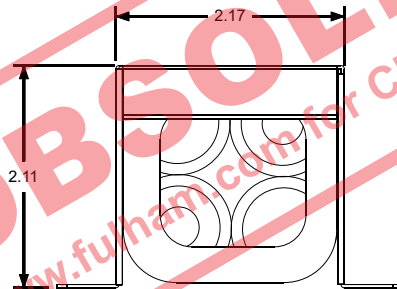
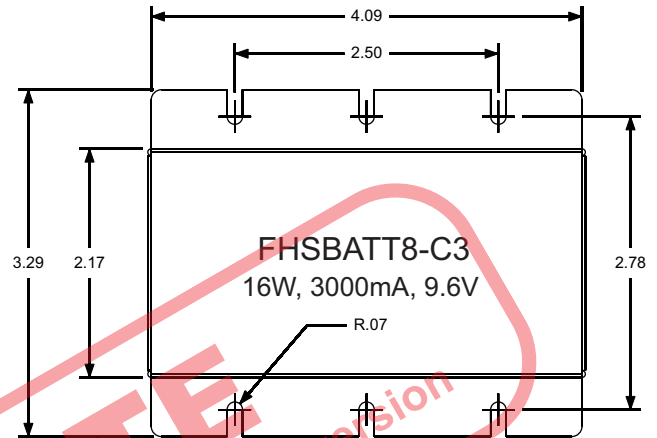
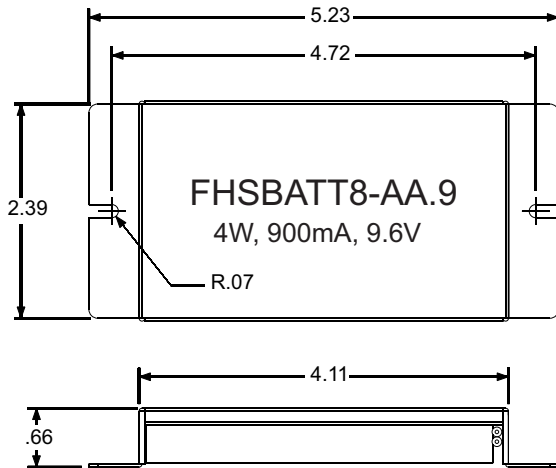
CAUTION: Replace battery only with corresponding part number.

* **Note:** These batteries do not include mounting means, separate mounting brackets are available.

Harness Extension		
Fulham Model No.	Harness Part Number	Description
FHSBATT8-AA.9	FHS-EXT12L	HotSpot 12" Battery Extension
FHSBATT8-C3	FHS-EXT12M	HotSpot 12" Battery Extension
FHSBATT8-D4	FHS-EXT12H	HotSpot 12" Battery Extension
FHSBATL3-1	FHS-EXT12M	HotSpot 12" Battery Extension
FHSBATL3-1.5	FHS-EXT12M	HotSpot 12" Battery Extension
FHSBATL3-3	FHS-EXT12M	HotSpot 12" Battery Extension
FHSBATL6-1.5	FHS-EXT12M	HotSpot 12" Battery Extension
FHSBATL6-3	FHS-EXT12M	HotSpot 12" Battery Extension
FHSBATL6-.6	FHS-EXT12M	HotSpot 12" Battery Extension
FHSBATL9-.6	FHS-EXT12M	HotSpot 12" Battery Extension
FHSBATCC3-3	FHS-EXT12M	HotSpot 12" Battery Extension
FHSBATL6-1.5S	FHS-EXT12M	HotSpot 12" Battery Extension
FHSBATL3-1.5S	FHS-EXT12M	HotSpot 12" Battery Extension

MODEL : FHS2-UNV-36L

Battery Dimensions

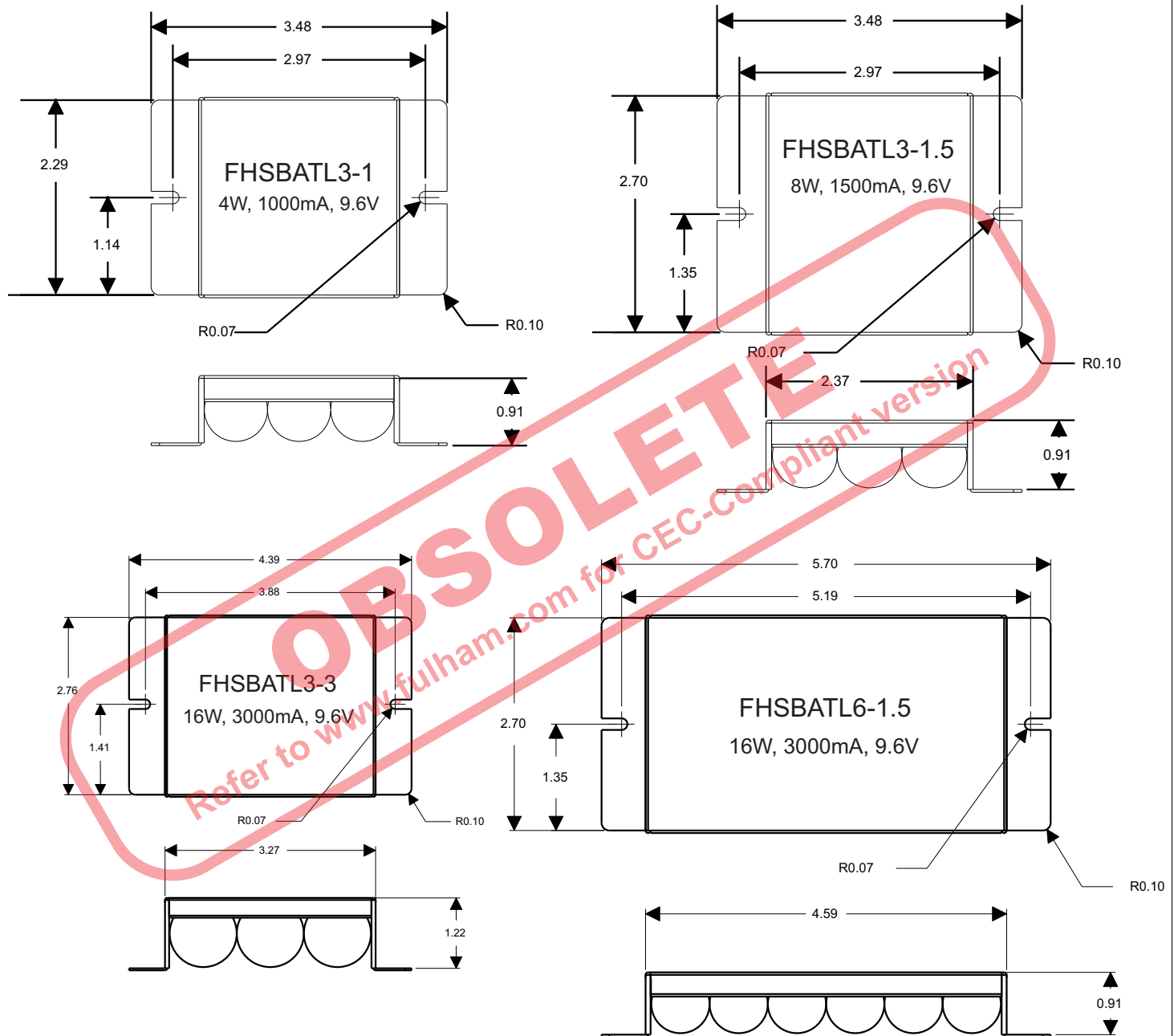


OBSELETE
Refer to www.fulham.com for CEC-Compliant version

MODEL : FHS2-UNV-36L

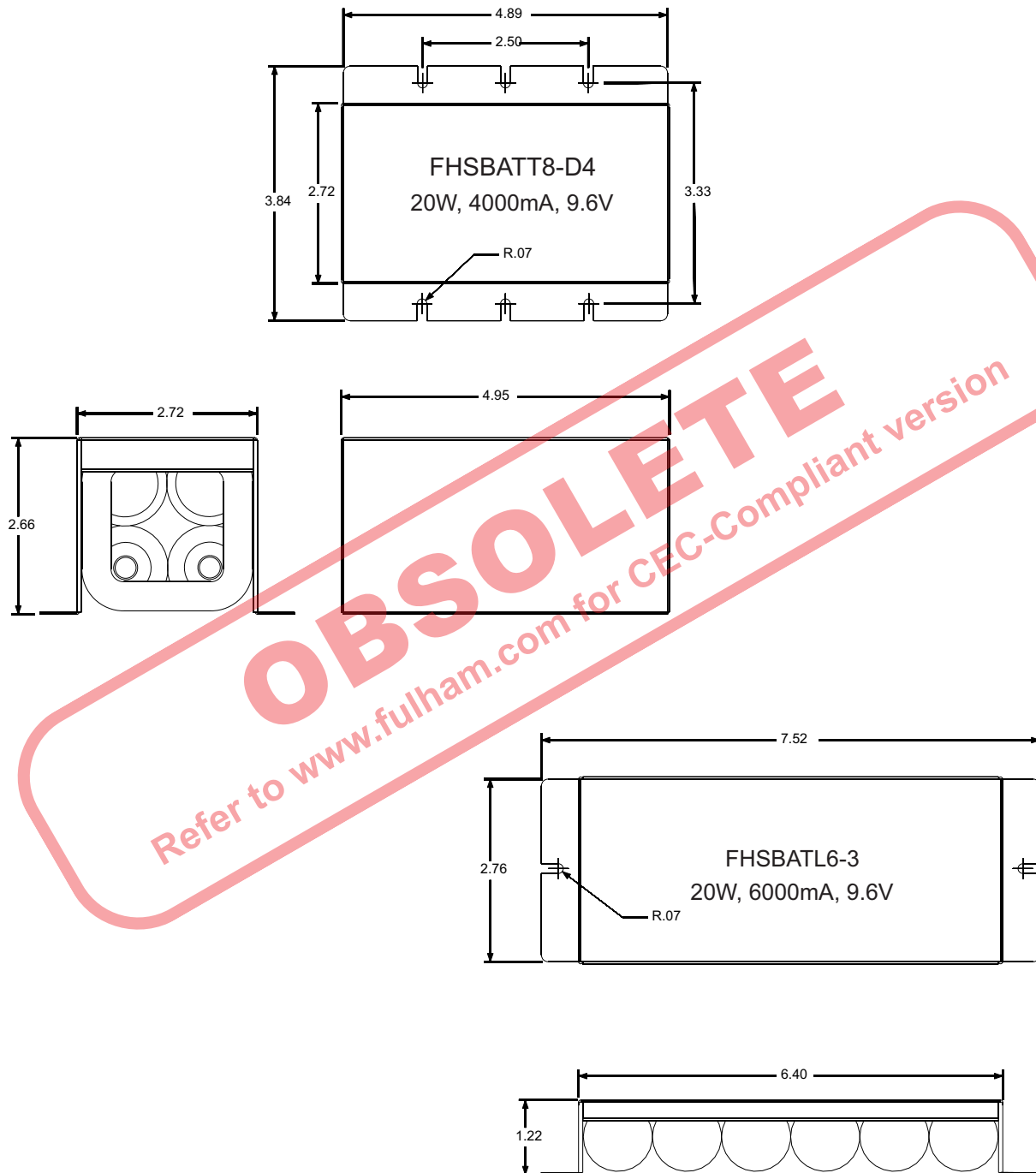
RoHS
COMPLIANT

Battery Dimensions



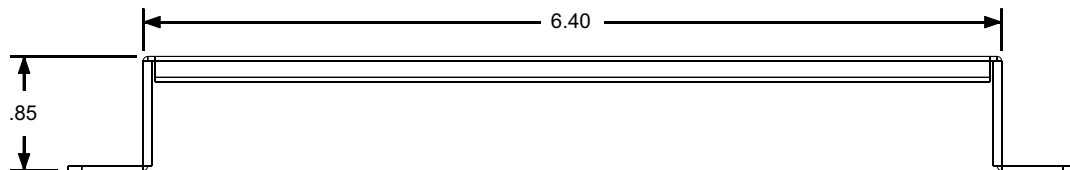
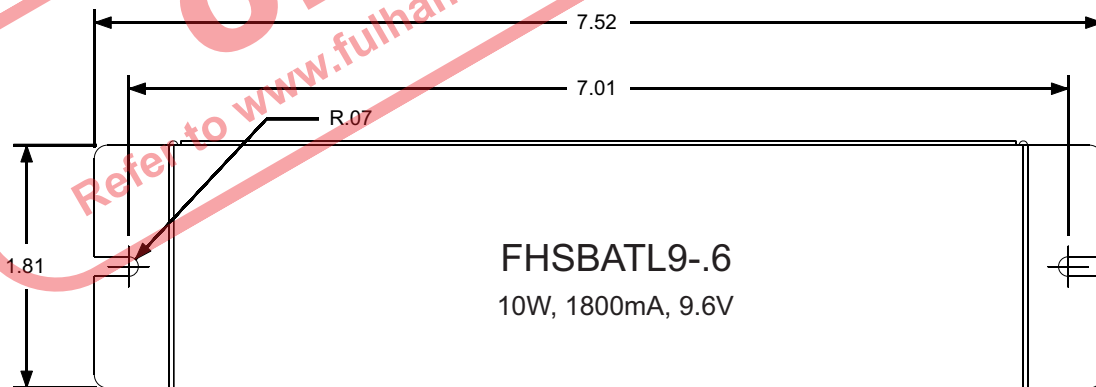

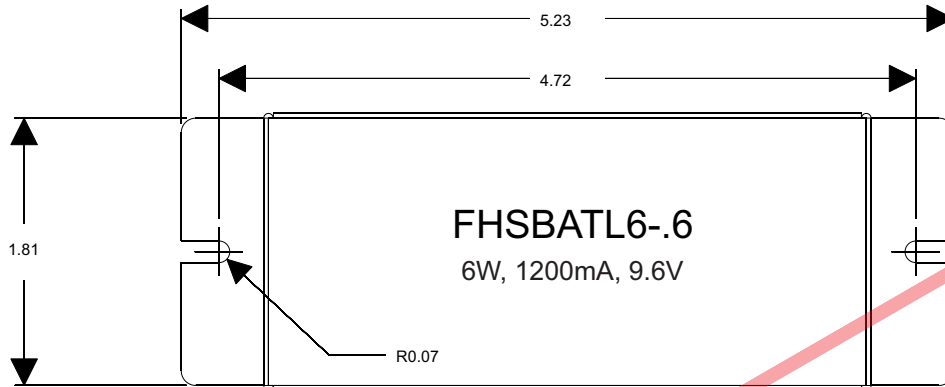
MODEL : FHS2-UNV-36L

Battery Dimensions



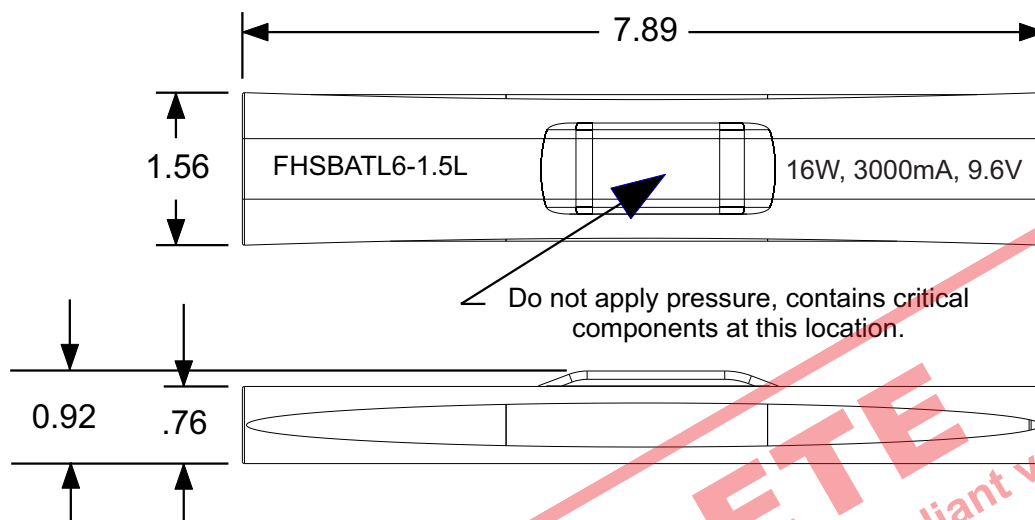
MODEL : FHS2-UNV-36L

Battery Dimensions

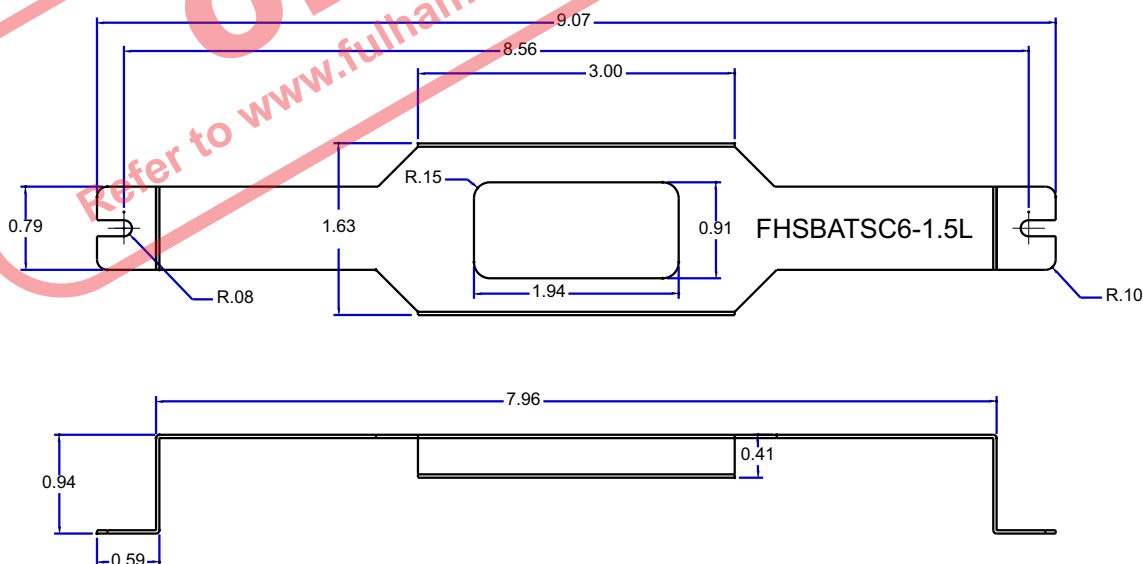


MODEL : FHS2-UNV-36L

Battery Dimensions

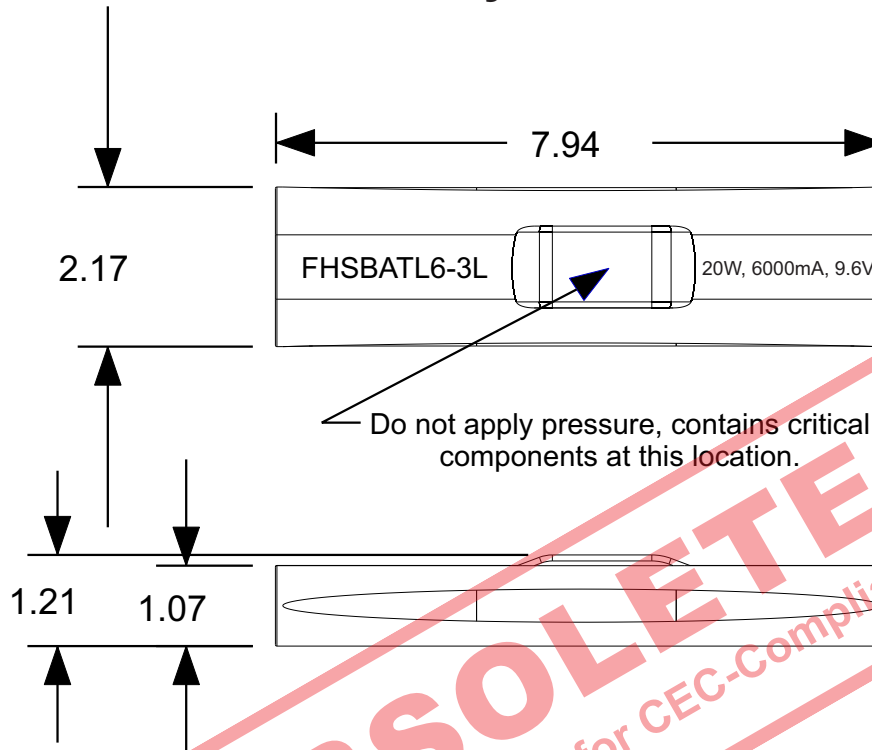


Mounting Bracket Dimensions (Optional)

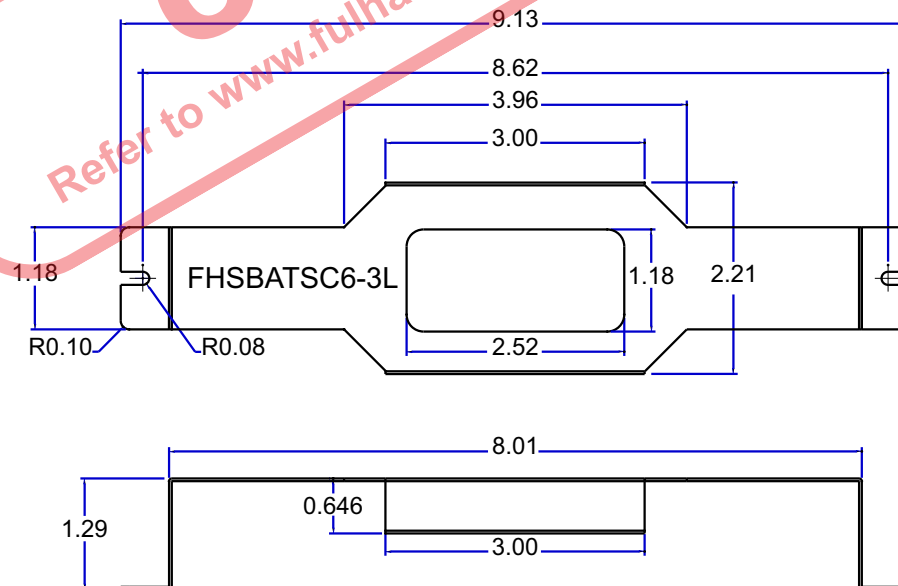


MODEL : FHS2-UNV-36L

Battery Dimensions

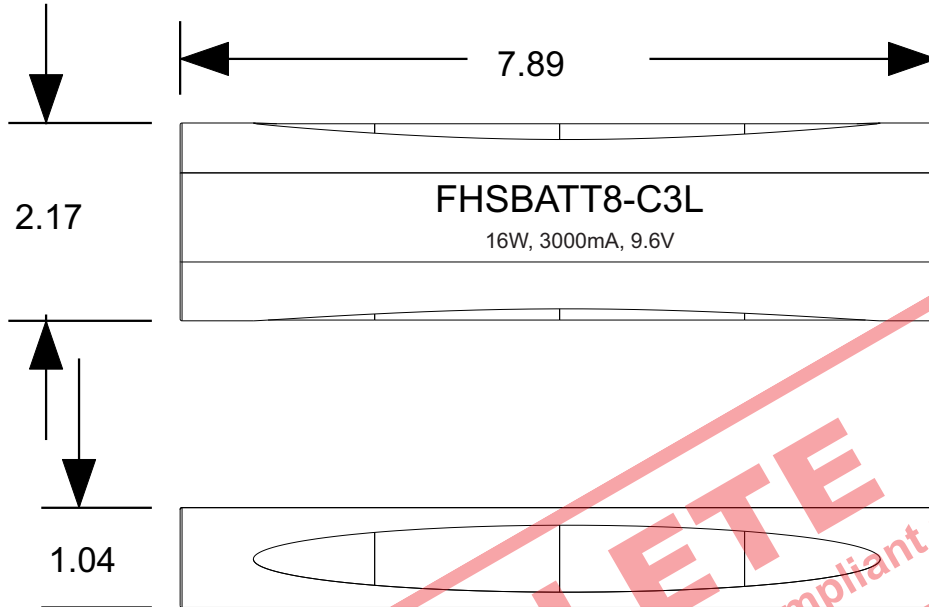


Mounting Bracket Dimensions (Optional)

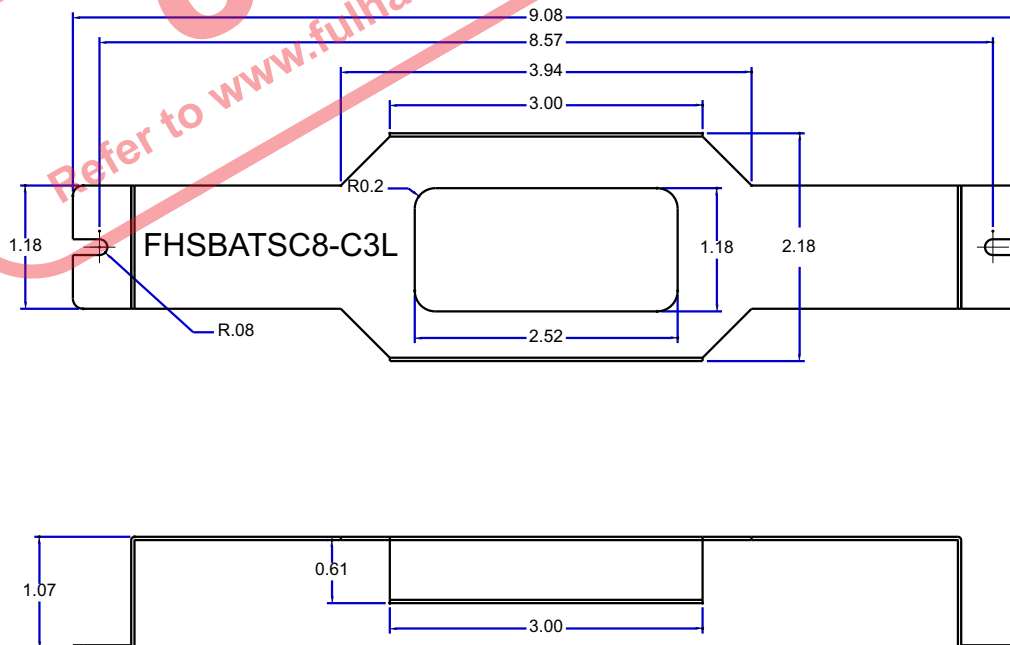


MODEL : FHS2-UNV-36L

Battery Dimensions

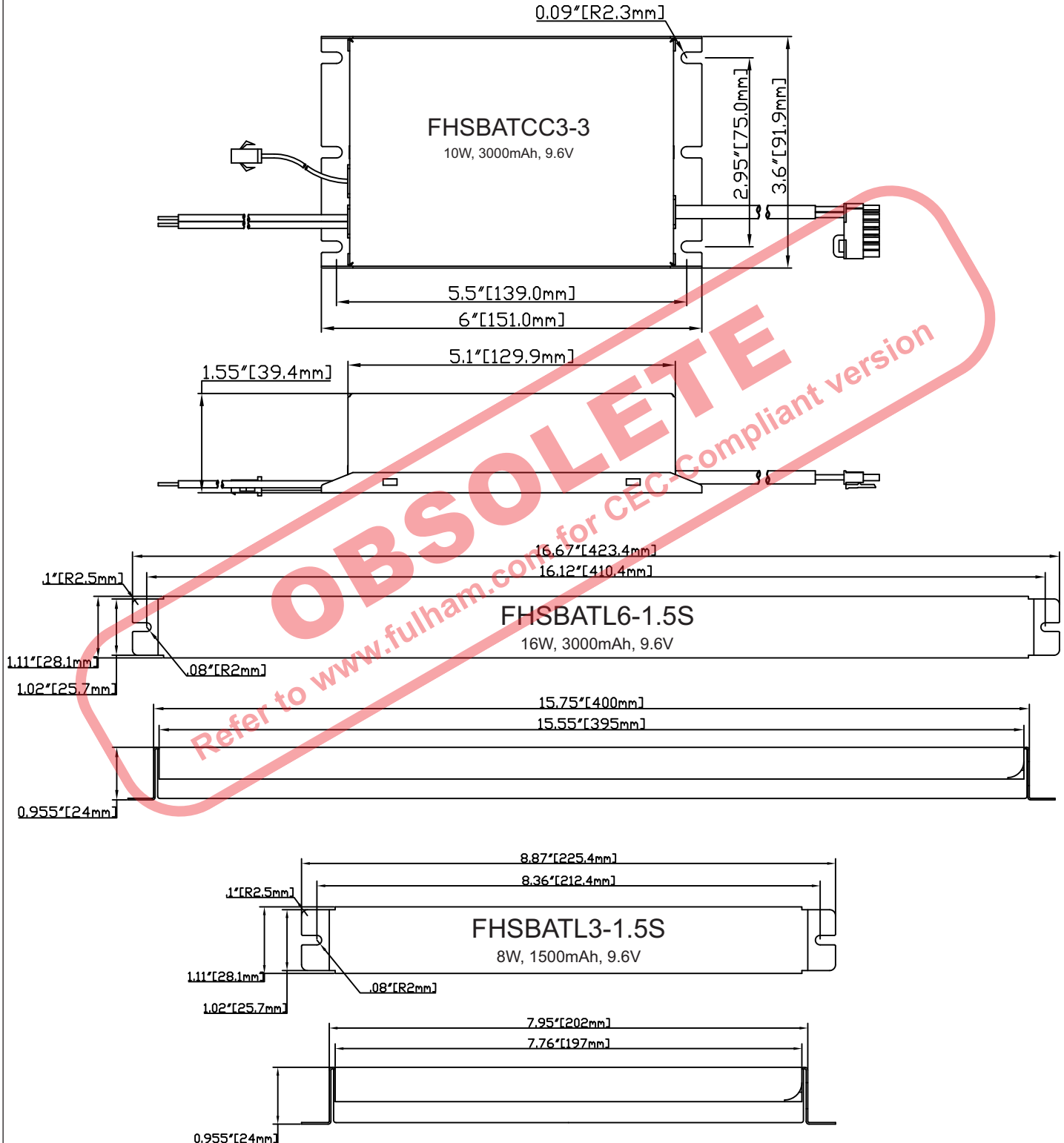


Mounting Bracket Dimensions (Optional)



MODEL : FHS2-UNV-36L

Battery Dimensions



This product does not meet CEC Title 20 Code of Regulations. Fulham extends a limited warranty only to the original purchaser or to the first user for a period of 5 years from the date of manufacture when properly installed and operated under normal conditions of use. For complete terms and conditions, please reference the Fulham product catalog (www.fulham.com) Due to a program of continuous improvement, Fulham reserves the right to make modifications or variations in design or construction to the equipment described. © Fulham Company Limited, All Rights Reserved.