



FHEM18

Adjustable Thin Style EM Light

- Push-to-test switch
- LED charge indicator
- Maintenance free Ni-Cad battery
- Universal Input 100-300VAC
- Specification grade design
- Universal mount
- 600 Lumen output
- Fully adjustable glare free 1.55W LED heads (1.64W heads on High Lumen model)
- Universal mounting pattern knockout in backplate for J-box mounting
- Optional remote capable version and/or self-diagnostic version

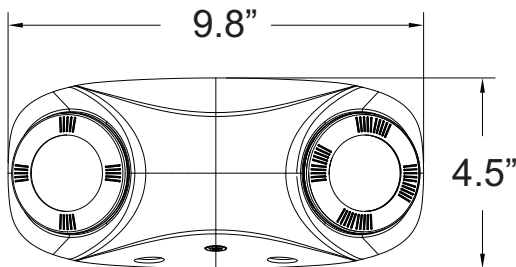
General Specifications

	Standard	TBD	TBD	TBD
Input Voltage	100-300VAC			
Input Current (120V)	89.8mA			
Input Current (277V)	73.6mA			
Input Power (120V)	0.56W			
Input Power (277V)	0.54W			
Operating Frequency	60Hz	60Hz	60Hz	60Hz
Operating Ambient Temperature Range (Ta)	10°C to 40°C / 68°F to 86°F			
Max Initial Light Output	148 lumens standard model 600 lumens high output model			
Overall Size	9.8" L x 4.5" H x 2.12" W			
Emergency Operation	90 minutes			
Compliance	cULus 924 Listed CEC Title 20 Damp Location			
Warranty	5 years from the date of manufacture			

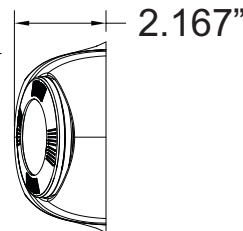
Mechanical Data

FHEM18

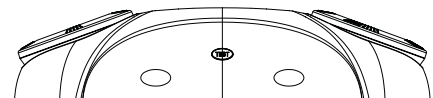
NOTE:
1) In order to maintain proper operation and warranty coverage, the battery must be recharged once per year prior to installation.



FRONT VIEW



SIDE VIEW



TOP VIEW

Part Number Matrix

FHEM18

W

Case Color
W = White

Options
Blank = Standard
RC = Remote Capable
SD = Self Diagnostic