



T1M1240100S-40LB

SPECIFICATIONS



- Dimmable Range 10-100%
- Multiple Current Selection by DIP Switch
- Constant Current LED Driver
- O/P Current - 850, 900, 950 , 1000mA
- Output Wattage: 40W
- Output voltage range of 24-40Vdc
- Suitable for Class II Fixtures
- Output Current Tolerance $\pm 7\%$
- I/P Over Voltage Protection
- Surge Immunity 4KV
- Compact Linear Form Factor W30xH23

General Specifications

Rated Input Voltage	240Vac $\pm 20\%$, 50 Hz
Operating Input Voltage Range	100-300Vac, 50 Hz
Input Current	0.21 A Max @ 240Vac
Input Power	48W Max (Typical @ 240Vac)
Power Factor	>0.95 (@ 240Vac at Max Load)
THD	$<10\%$ (@ 240Vac at Max Load)
Efficiency	$>85\%$ (@ 240Vac at Max Load)
Driver Type	Constant Current
Output Current	1000mA $\pm 7\%$, 950mA $\pm 7\%$, 900mA $\pm 7\%$, 850mA $\pm 7\%$ *Refer DIP switch Table for O/P current selection
Output Voltage Range	24-40Vdc
Output Power	40W Max
Number of Output Channels	1 Channel
Output Type	Class II
Dimming Controller Type	Analog Dimming
Dimming Range	(0-10Vdc) 10 - 100%**
Ambient Operating Temperature Range	-10°C to 50°C
Max. Case Temperature	75°C
Input Surge Protection	L-N - 4KV
Protections	Input Over Current : Non Resettable (Fuse) Input Over Voltage : CUTOFF @ $V_{in} > 325V_{ac}$; AUTORECOVERY @ $V_{in} = 300-315V_{ac}$: Immunity - 320Vac for 48 hours & 440Vac for 8 hours Input Under Voltage : NA Output Short Circuit : Auto Recovery (HICCUP Mode) Output Open Circuit : Auto Recovery (HICCUP Mode) Output to Ground short : YES Output Overload : YES Over Temperature : NA
Service Life	50,000 Hours @ T_c Max
Approvals / Class	SELV Equivalent ; Dry Locations
Warranty	03 Years
Weight	0.160 Kg

Note : Suitable for Indoor application only

**Dimming Performance of the Driver should be taken after 30 min soaking at nominal input voltage.

DIP Switch Chart :

I _{rated} (mA)	DIP Switch		P _{rated} (W)
	PIN 1	PIN 2	
1000mA	ON	ON	40.0
950mA	ON	OFF	38.0
900mA	OFF	ON	36.0
850mA	OFF	OFF	34.0

Fulham extends a limited warranty only to the original purchaser or to the first user for a period of **03 years @ T_c max** from the date of manufacture when properly installed and operated under normal conditions of use. For complete terms and conditions, please reference the Fulham Product Catalog (www.fulham.com). Due to a program of continuous improvement, Fulham reserves the right to make modifications or variations in design or construction to the equipment described. © Fulham Company Limited, All Rights Reserved.

Figure 1

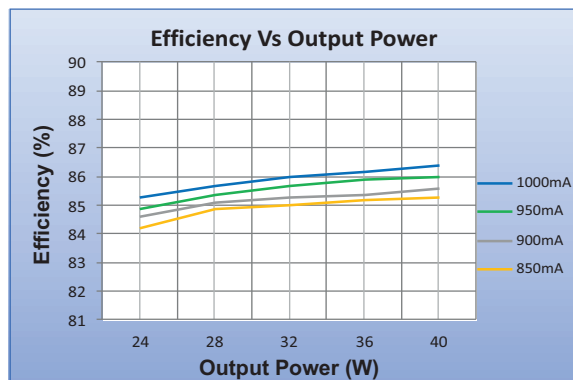


Figure 2

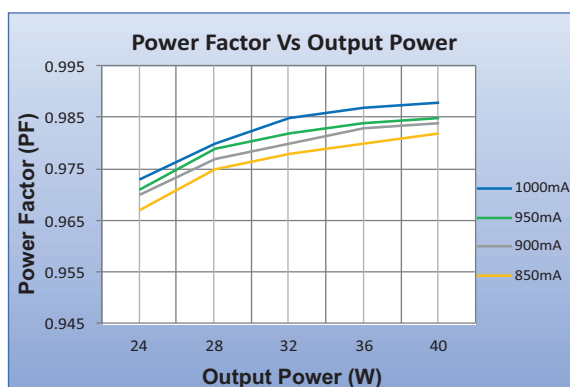


Figure 3

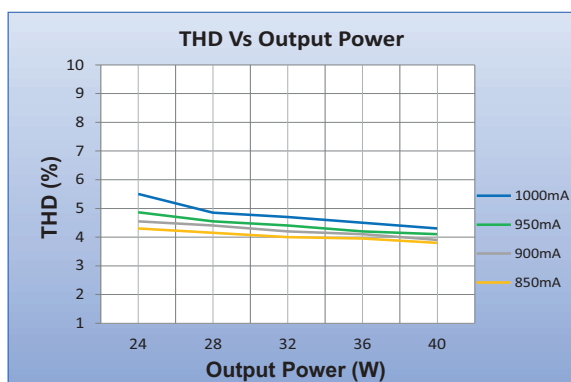


Figure 4

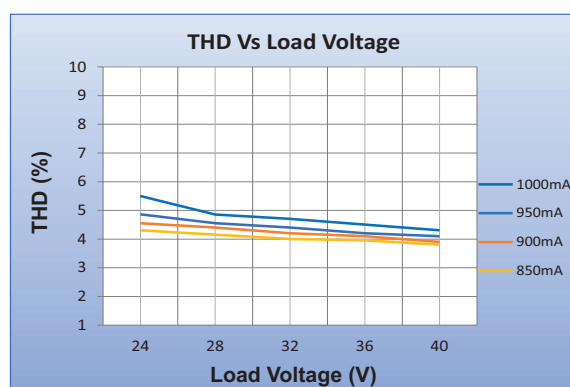


Figure 5

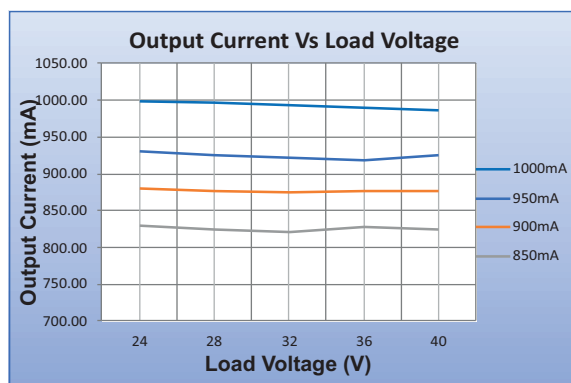
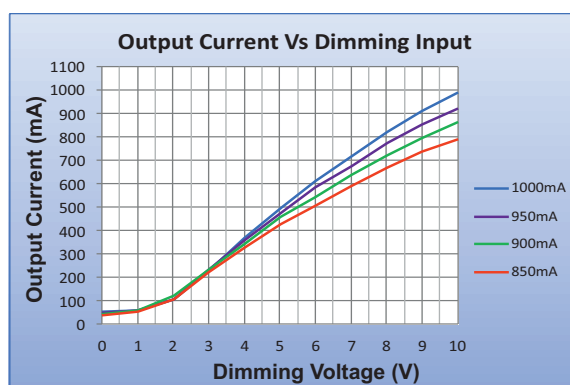
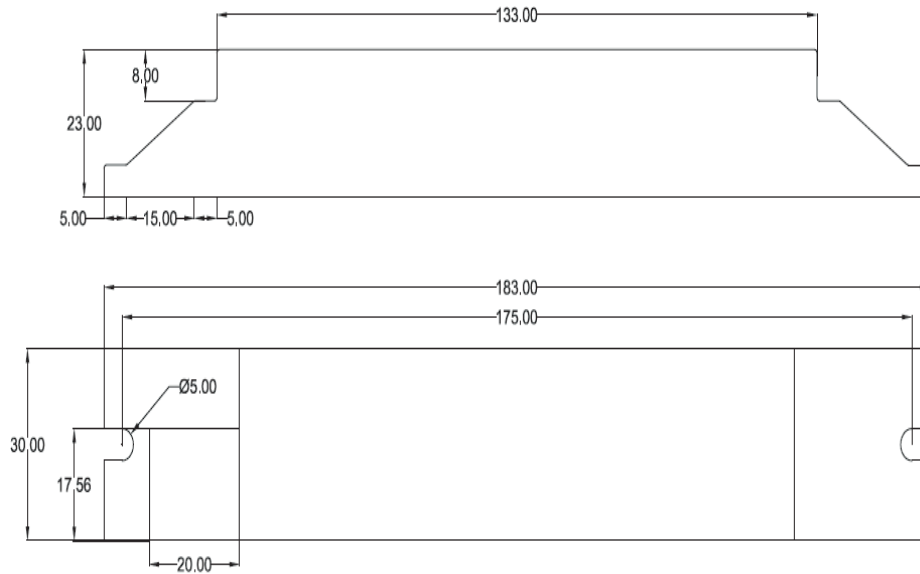



Figure 6



Mechanical Data



Product Image



Note : All Dimensions are in mm.

Tolerance=±0.5mm

Wiring Diagrams

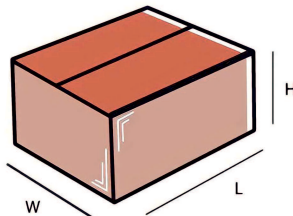


INPUT 2 PIN CONNECTOR	GREY	LINE
	GREY	NEUTRAL

DIMMING 2 PIN CONNECTOR	RED	POSITIVE
	BLACK	NEGATIVE

OUTPUT 2 PIN CONNECTOR	RED	POSITIVE
	BLACK	NEGATIVE

Packaging

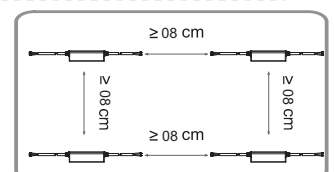


Master carton

OUTER DIMENSION		
L	W	H
205mm	165mm	135mm
Net Weight	Gross Weight	QUANTITY
4.0 kg	4.5 kg	25 pc.

Installation Instructions:

- The driver should be installed in a dry, acid-free, oil free, fat-free environment.
- Do not exceed the declared Hot spot temperature($T_c \text{ max}$) under any circumstances.
- $\geq 08 \text{ cm}$ clearance must be kept between the drivers as per installation diagram, When multiple drivers used.



Fulham extends a limited warranty only to the original purchaser or to the first user for a period of **03 years @ $T_c \text{ max}$** from the date of manufacture when properly installed and operated under normal conditions of use. For complete terms and conditions, please reference the Fulham Product Catalog (www.fulham.com). Due to a program of continuous improvement, Fulham reserves the right to make modifications or variations in design or construction to the equipment described.

© Fulham Company Limited, All Rights Reserved.