



# T1C1240024V-300FE

## SPECIFICATIONS



- Leading & Trailing Edge Triac dimable
- Constant Voltage LED Driver
- Flicker free, O/P Ripple Current < 5% (LF)
- Dimming level 10% to 100%
- Output Wattage 300W
- Output Voltage: 24Vdc
- Output Current range: 6.0A - 12.5A
- SELV Equivalent
- Application
  - LED indoor lighting
  - LED architectural lighting

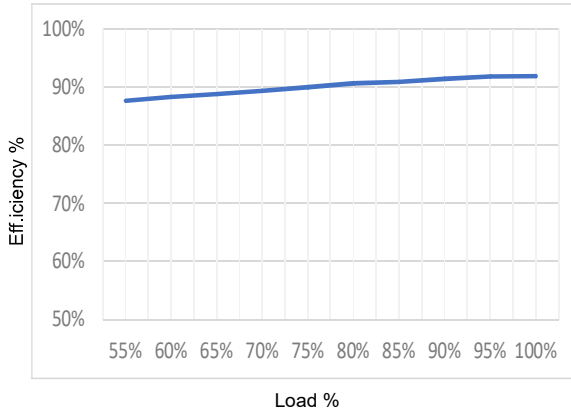
### General Specifications

Rated Input Voltage	220-240/240/230VAC, 50/60Hz
Operating Input Voltage Range	240VAC +20%, 50/60Hz
Input Current	1.5A Max.
Input Power	326W Max.
Power Factor	>0.95 @ 230Vac Full Load
THD	< 15% @ 230Vac Full Load
Efficiency	>92%
Driver Type	Constant Voltage
Output Current	12.5A
Output Voltage Range	24VDC
Output Power	300W
Stand by power	< 0.5W
O/P Ripple Current	< ±5% Ripple current, LF ≤120Hz, HF ≤1KHz
Number of Output Channels	1 Channel
Dimming Controller Type/Dimming Range	Triac, Leading Edge & Trailing Edge Dimming
RFI/EMI	CE
Output Type	Class II
Ambient Operating Temperature Range	-20°C to 45°C
Max. Case Temperature	90°C
Sound Rating	NA
Input Surge Protection	Line-Neutral 2kV
Protections	Input Over Current : NON-Resettable Output Short Circuit : hiccup mode, Auto recovery after short circuit removed Output Open Circuit : hiccup mode Output Overload : Auto recovery Over Temperature : NA
Standards	EN55015, EN61000-3-2, EN61000-3-3 EN62384, EN62493:2015 EN61547, EN61347-1:2015, EN61347-2-13:2014+A1
Withstand Voltage	I/P-O/P:3750Vac
Leakage Current	<0.5mA @ 240Vac
Isolation resistance	I/P-O/P:10MΩ / 500Vdc / 25°C / 70% RH
Life	30,000 Hours @ max Ta
Approvals / Class	SELV Equivalent
Warranty	5 Years at max Ta.
Weight	0.890 Kg

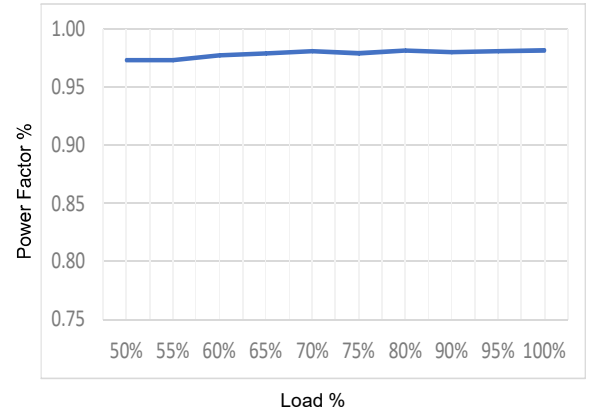
Note : Suitable for indoor application only

Fulham extends a limited warranty only to the original purchaser or to the first user for a period of 5 years @ max Ta. from the date of manufacture when properly installed and operated under normal conditions of use. For complete terms and conditions, please reference the Fulham Product Catalog ([www.fulham.com](http://www.fulham.com)). Due to a program of continuous improvement, Fulham reserves the right to make modifications or variations in design or construction to the equipment described. © Fulham Company Limited, All Rights Reserved.

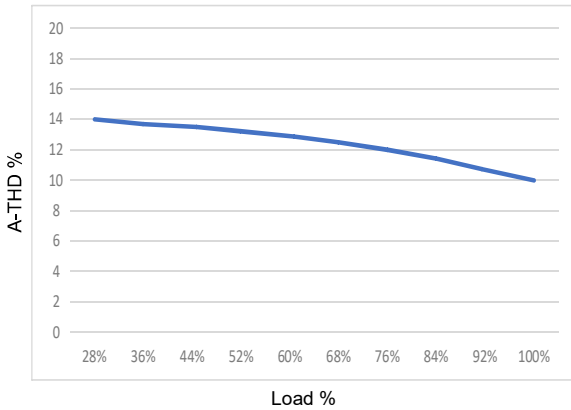
**Typical Efficiency Vs Load %**



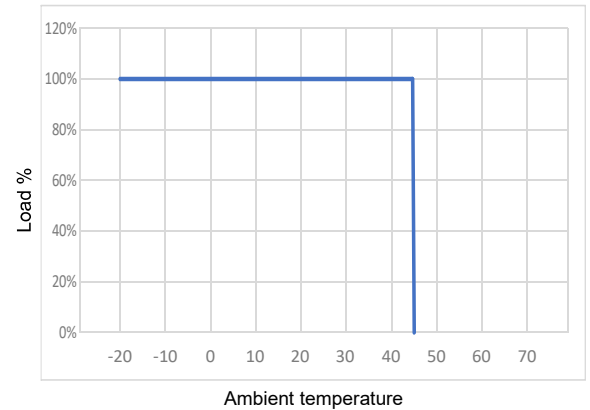
**Power factor vs Load**



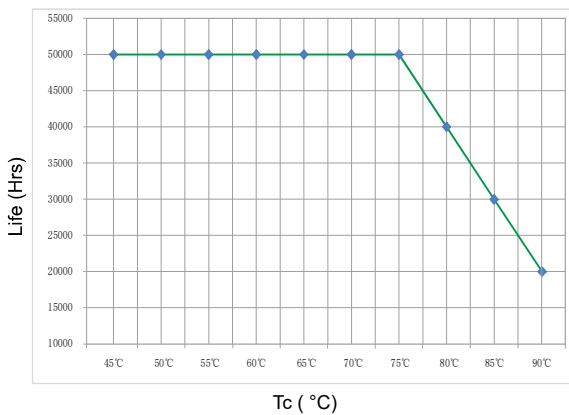
**A-THD Vs Load %**



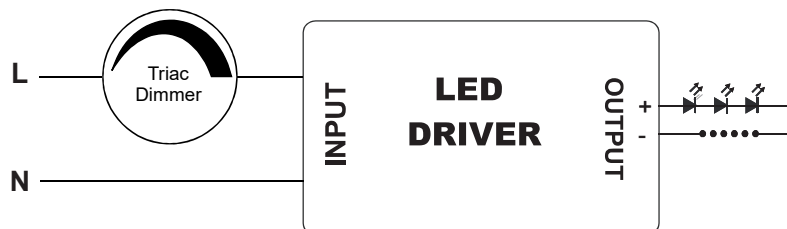
**Output load vs ambient temperature**



**Life VS Tc**

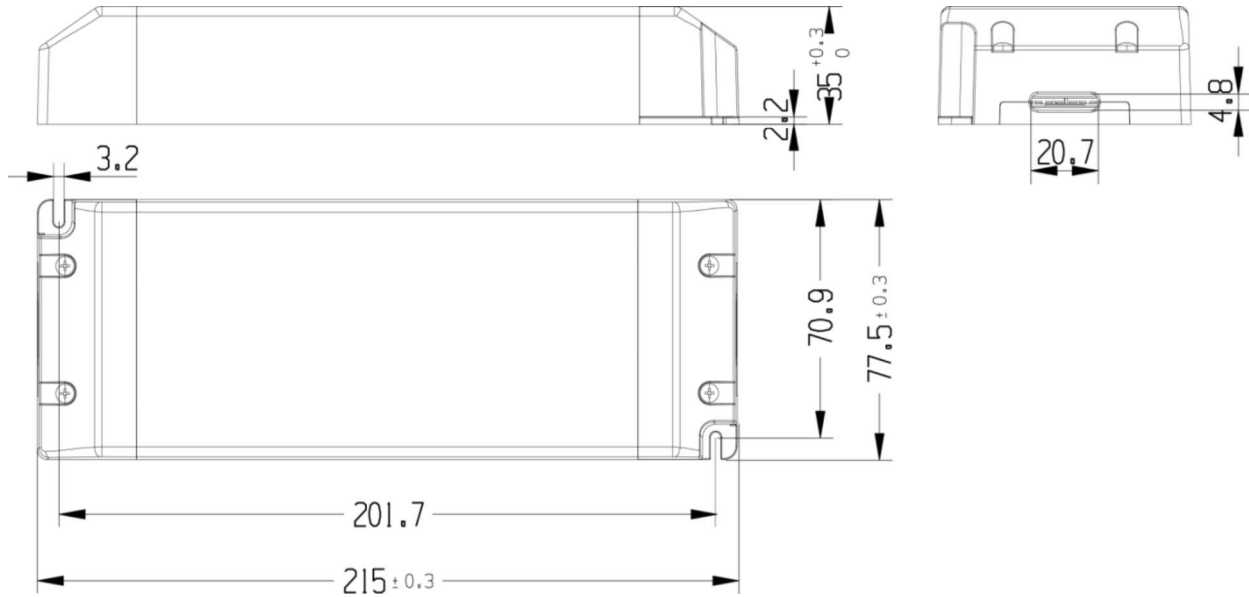


**Wiring Diagrams**



Fulham extends a limited warranty only to the original purchaser or to the first user for a period of 5 years @ max Ta. from the date of manufacture when properly installed and operated under normal conditions of use. For complete terms and conditions, please reference the Fulham Product Catalog ([www.fulham.com](http://www.fulham.com)). Due to a program of continuous improvement, Fulham reserves the right to make modifications or variations in design or construction to the equipment described. © Fulham Company Limited, All Rights Reserved.

### Mechanical Data

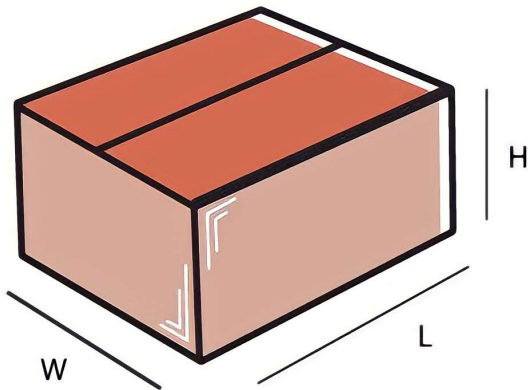


Note : All Dimensions are in mm.

Tolerance=±0.5mm

MCBS Model								
	B10	B13	B16	B20	C10	C13	C16	C20
T1C1240024V-300FE	2	3	4	5	3	4	5	6

### Packaging



Master carton

OUTER DIMENSION		
L	W	H
350mm	150mm	125mm
Net Weight	Gross Weight	QUANTITY
		20 pc.

Fulham extends a limited warranty only to the original purchaser or to the first user for a period of 5 years @ max Ta. from the date of manufacture when properly installed and operated under normal conditions of use. For complete terms and conditions, please reference the Fulham Product Catalog ([www.fulham.com](http://www.fulham.com)). Due to a program of continuous improvement, Fulham reserves the right to make modifications or variations in design or construction to the equipment described. © Fulham Company Limited, All Rights Reserved.