

- **IN-TRACK Constant current LED Driver**
- **O/P Current selection through DIP Switch**
- **Suitable for 3 Phase 4 wire Tracks**
- **O/P Ripple Current < $\pm 5\%$**
- **Output Current: 300 - 1050mA $\pm 7\%$**
- **Output voltage range of 9-42Vdc**
- **Output Wattage : 42W Max**
- **Available in White & Black cabinet Colour**
- **Application**
 - LED indoor lighting
 - LED office lighting

General Specifications

Rated Input Voltage	200-240/240/230Vac,50/60Hz
Operating Input Voltage Range	196-264Vac,50/60Hz
Input Current	< 0.280A @ 230Vac
Input Power	49W
Power Factor	>0.85 @ 230Vac/Full Load 300-500mA >0.92 @ 230Vac/Full Load 550-1050mA
THD (Typ.)	<10% @ 230Vac/Full Load
Efficiency	85% (Full Load 230Vac 42Vdc 1050mA)
Driver Type	Constant Current
Output Current	1050mA, 1000mA, 950mA, 900mA, 850mA, 800mA, 750mA, 700mA, 650mA, 600mA, 550mA $\pm 7\%$ 500mA, 450mA, 400mA, 350mA, 300mA $\pm 7\%$ *Refer DIP switch Table for O/P current selection
Output Voltage Range	9-42Vdc 300-800mA / 9-40Vdc 850-1050mA
Output Power	42W
Number of Output Channels	1 Channel
Output Type	Class II
Dimming Controller Type	NA
Output ripple current	< $\pm 5\%$, Flicker Free at 100Hz
Ambient Operating Temperature Range	-10°C to 35°C
Max. Case Temperature	75°C
Input Surge Protection	1KV
Protections	Input Over Current : Non Resettable (Fuse) Output Short Circuit : Auto Recovery (HICCUP Mode) Output Open Circuit : Auto Recovery (HICCUP Mode) Output Overload : YES Over Temperature : NA
Safety Standards	EN61347-1, EN61347-2, IEC61347-1, IEC61347-2, EN62384, IEC55015, IEC61000-3-2, IEC61000-3-3, EN61547
Flicker-free standard	IEEE1789
Life	50,000 Hours @ 75°C
Approvals / Class	SELV Equivalent
Warranty	3 Years
Weight	0.121 Kg

Note : Suitable for Indoor application only

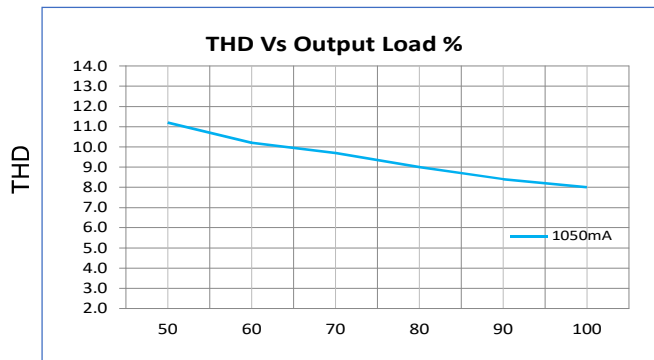
DIP Switch Chart :

PIN	Irated	Output Voltage	1	2	3	4
12.6W	300mA	9-42VDC	—	—	—	—
14.7W	350mA	9-42VDC	ON	—	—	—
16.8W	400mA	9-42VDC	—	ON	—	—
18.9W	450mA	9-42VDC	ON	ON	—	—
21.0W	500mA	9-42VDC	—	—	ON	—
23.1W	550mA	9-42VDC	ON	—	ON	—
25.2W	600mA	9-42VDC	—	ON	ON	—
27.3W	650mA	9-42VDC	ON	ON	ON	—
29.4W	700mA	9-42VDC	—	—	—	ON
31.5W	750mA	9-42VDC	ON	—	—	ON
33.6W	800mA	9-42VDC	—	ON	—	ON
34.0W	850mA	9-40VDC	ON	ON	—	ON
36.0W	900mA	9-40VDC	—	—	ON	ON
38.0W	950mA	9-40VDC	ON	—	ON	ON
40.0W	1000mA	9-40VDC	—	ON	ON	ON
42.0W	1050mA★	9-40VDC	ON	ON	ON	ON

Remark: ★ this current is factory default.

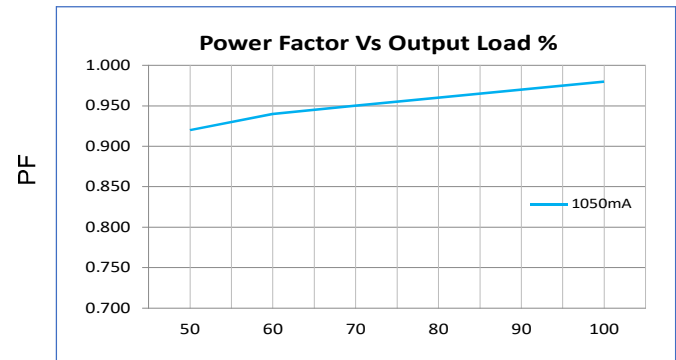
— this Switch is off.

THD vs. Load



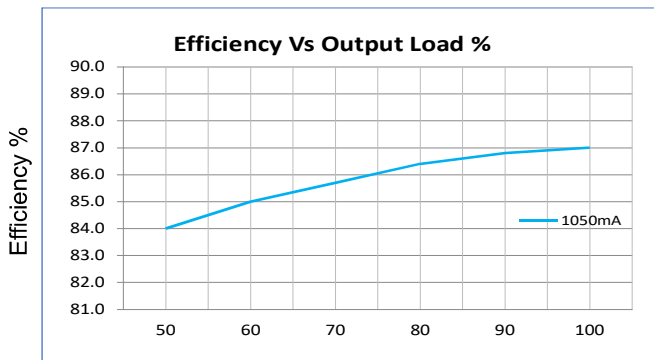
Load

Power factor vs. Load



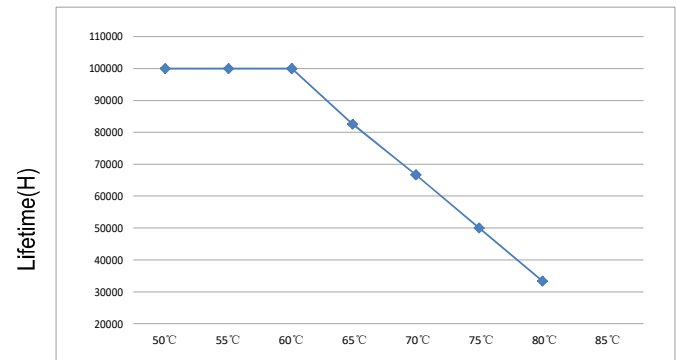
Load

Efficiency vs. Load



Load

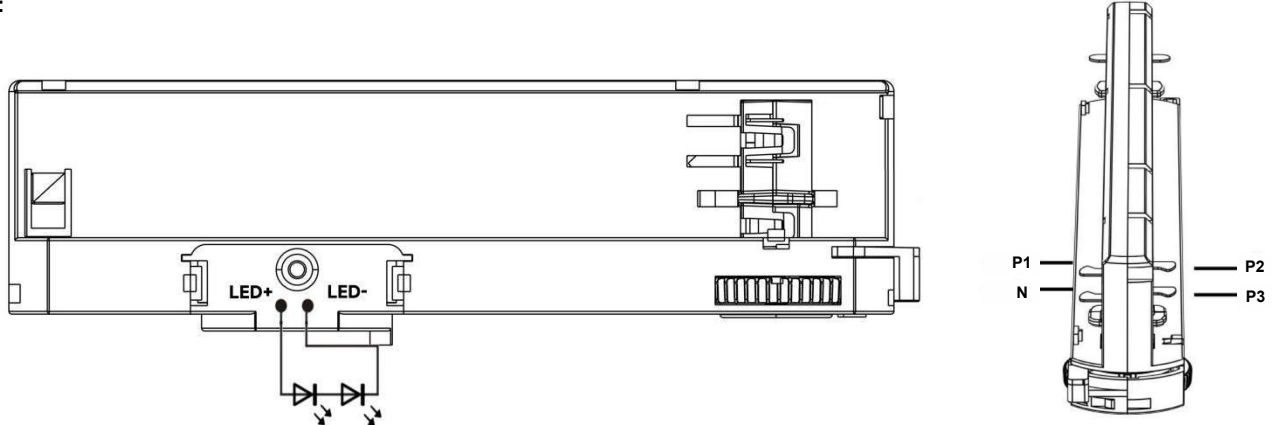
Lifetime vs. case temperature





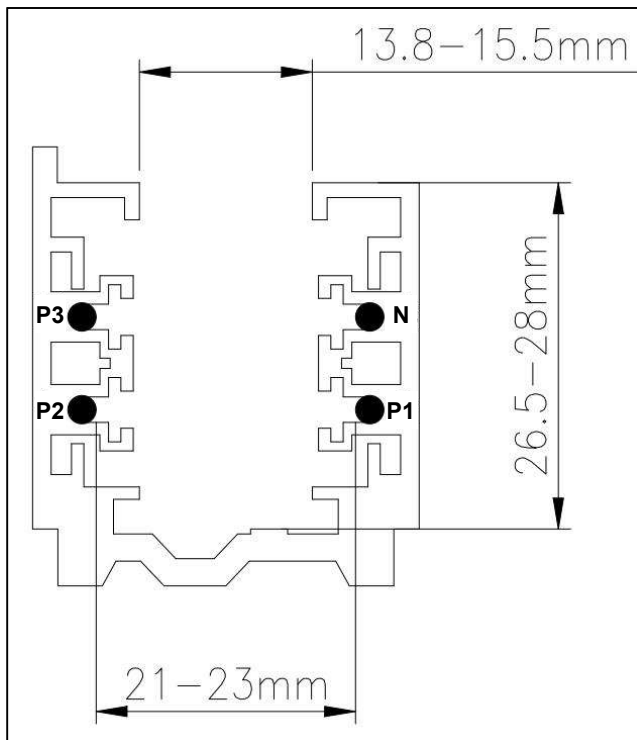
case temperature(Tc)

Fulham extends a limited warranty only to the original purchaser or to the first user for a period of **3 years @ Tc Max.** from the date of manufacture when properly installed and operated under normal conditions of use. For complete terms and conditions, please reference the Fulham Product Catalog (www.fulham.com). Due to a program of continuous improvement, Fulham reserves the right to make modifications or variations in design or construction to the equipment described. © Fulham Company Limited, All Rights Reserved.

Wiring Data :

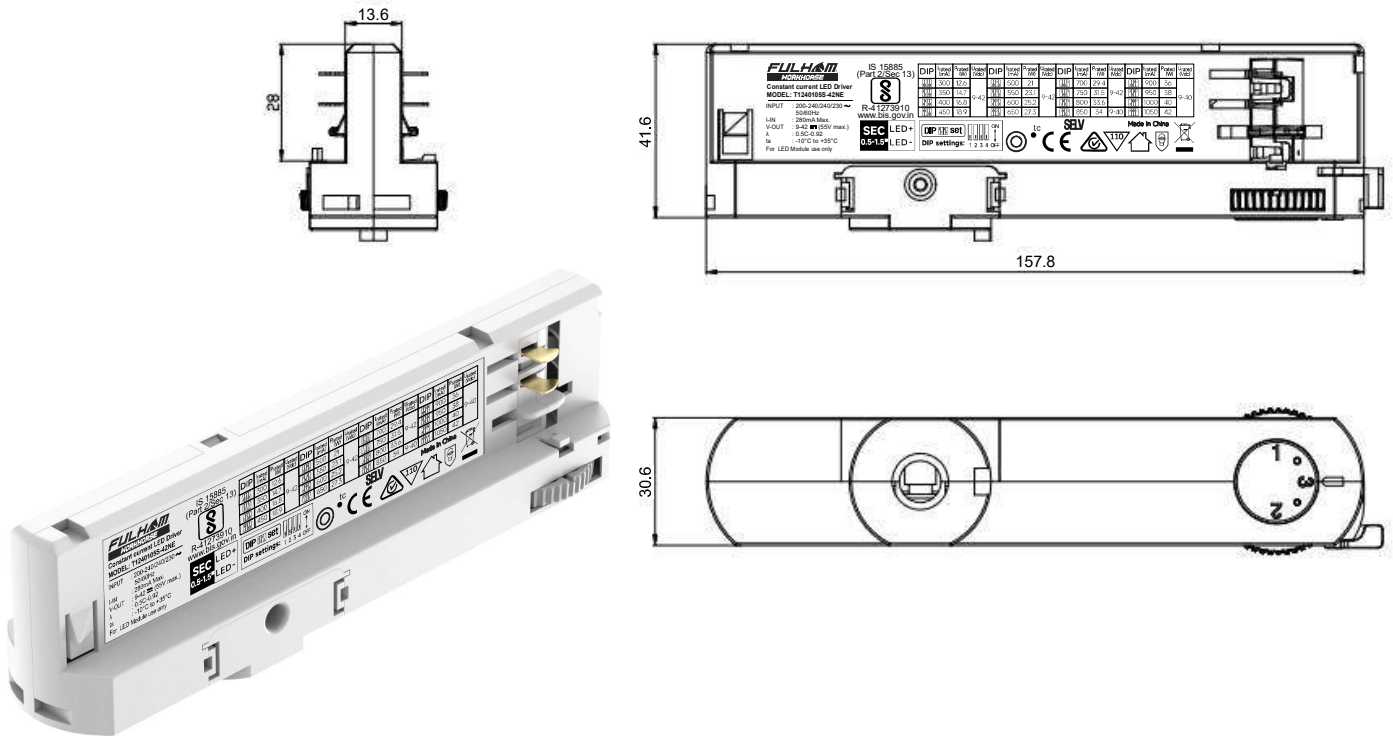


Mechanical Data :



Specification item		Value (Unit)
Output	Output wire cross-section	0.5...1.5mm ²
	Output wire gauge.	16...20AWG
	Output wire strip length	8...9mm

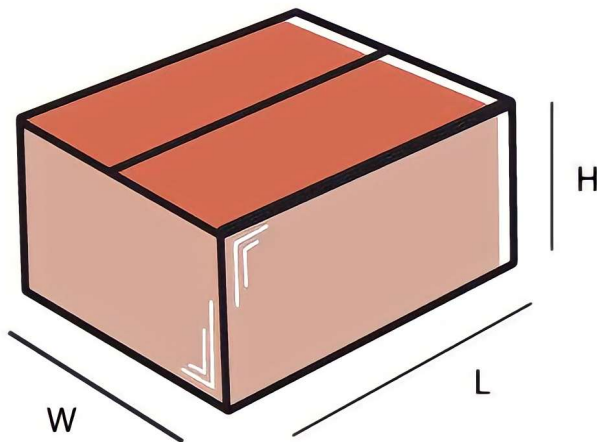
Mechanical Data :



Note : All Dimensions are in mm.
Available in Black / White Color

Tolerance=±0.5mm

Packaging



Master carton

OUTER DIMENSION		
L	W	H
380	295	230
Net Weight	Gross Weight	QUANTITY
6.00 Kg.	6.80 Kg.	54

Installation Instructions:

Connect Wires as per details given on the Driver Screen. Keep proper ventilation around the LED Driver and do not stack any object on it. Also a 10-15 cm clearance must be kept when the adjacent device is a heat source. Do not exceed the declared Hot spot temperature(Tc max) under any circumstances.

Fulham extends a limited warranty only to the original purchaser or to the first user for a period of **3 years @ Tc Max.** from the date of manufacture when properly installed and operated under normal conditions of use. For complete terms and conditions, please reference the Fulham Product Catalog (www.fulham.com). Due to a program of continuous improvement, Fulham reserves the right to make modifications or variations in design or construction to the equipment described.
© Fulham Company Limited, All Rights Reserved.