



T12401000-40P10B SPECIFICATIONS

IP 67
SELV Equivalent

- Constant Current LED Driver
- Output Wattage: 40W
- Input Voltage: 240VAC, 50/60Hz
- Output Current: 1000mA ±8%
- Wired; PC Enclosure
- Output voltage range of 30-40VDC
- Suitable for Dry and Damp Locations
- SELV Equivalent
- Under Voltage Protection
- Over Voltage Protection
- 440Vac Protection

General Specifications

Rated Input Voltage	240VAC ±10%, 50/60Hz
Operating Input Voltage Range	110VAC~320VAC, 50/60Hz
Input Current	0.4 A Max.
Input Power	49W Max.
Power Factor	0.98
THD	<10% across load range specified
Efficiency	>86% across load range specified
Driver Type	Constant Current
Output Current	1000mA ±8%
Output Voltage Range	30-40VDC
Output Power	40W
Number of Output Channels	1 Channel
Dimming Controller Type/Dimming Range	NA
RFI/EMI	NA
Output Type	Class II, SELV Equivalent
Ambient Operating Temperature Range	-10°C to 50°C
Max. Case Temperature	75°C
Sound Rating	NA
Input Surge Protection	Line-Neutral 4kV DM
Protections	Input Over Current : NON-Resettable
	Input Over Voltage : CUTOFF @ Vin>325VAC; AUTORECOVERY @ Vin = 300-315VAC : Immunity - 320Vac for 48 hours & 440Vac for 8 hours
	Input Under Voltage : CUTOFF @ Vin <95VAC; AUTORECOVERY @ Vin = 100-110VAC
	Output Short Circuit : Auto recovery
	Output Open Circuit : Auto recovery
	Output to ground short : YES
	Output Overload : YES
Over Temperature : NA	
Service Life	50,000 hours @ Tc 75°C
Approvals / Class	Dry and Damp Locations
Warranty	3 Years

Note : The usage of a compatible SPD is mandatory for outdoor application.
Recommended Fulham SPD - SPD1230S5A5K54

Fulham extends a limited warranty only to the original purchaser or to the first user for a period of **3 years @ Tc 75°C** from the date of manufacture when properly installed and operated under normal conditions of use. For complete terms and conditions, please reference the Fulham Product Catalog (www.fulham.com). Due to a program of continuous improvement, Fulham reserves the right to make modifications or variations in design or construction to the equipment described. © Fulham Company Limited, All Rights Reserved.

Figure 1

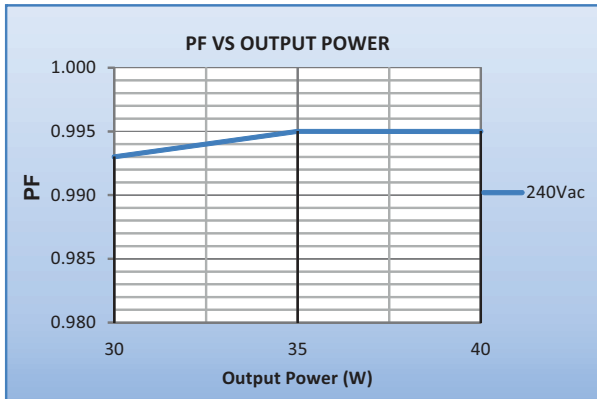


Figure 2

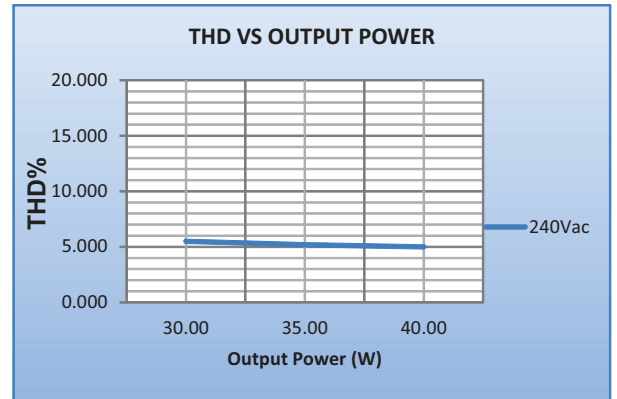
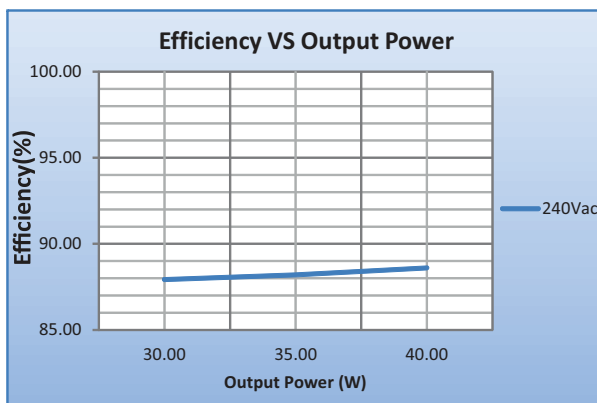
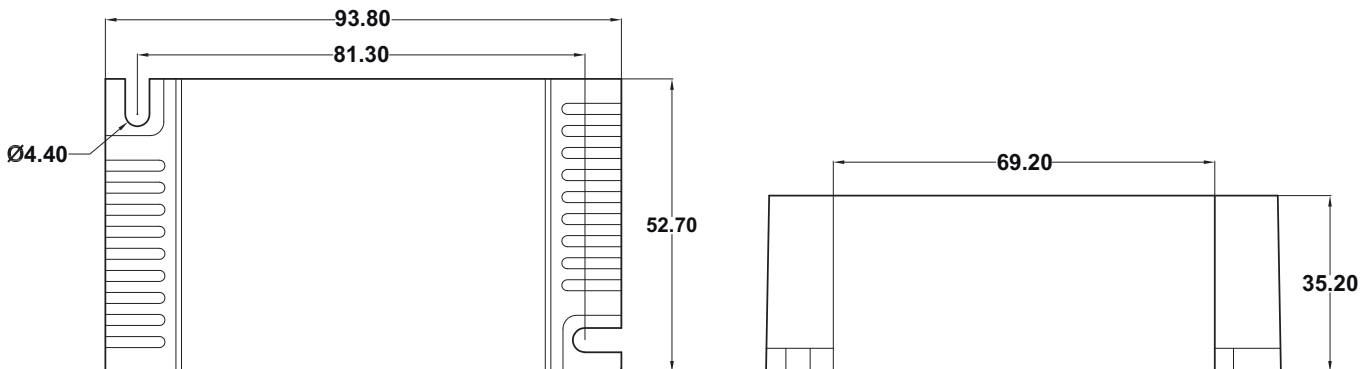


Figure 3



Fulham extends a limited warranty only to the original purchaser or to the first user for a period of **3 years @ Tc 75°C** from the date of manufacture when properly installed and operated under normal conditions of use. For complete terms and conditions, please reference the Fulham Product Catalog (www.fulham.com). Due to a program of continuous improvement, Fulham reserves the right to make modifications or variations in design or construction to the equipment described. © Fulham Company Limited, All Rights Reserved.

Mechanical Data



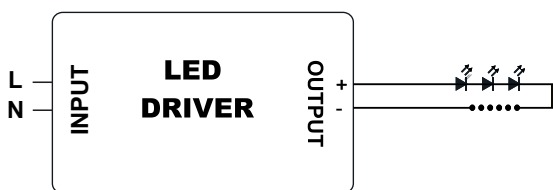
Product Image



Note : All Dimensions are in mm.

Tolerance=±0.5mm

Wiring Diagrams



INPUT SIDE	LENGTH
BLACK	250 mm
WHITE	250 mm

OUTPUT SIDE	LENGTH
RED	250 mm
BLUE	250 mm

Output wire with Terminal: N. A.