

- Constant Current LED Driver
- Output Wattage: 114W
- Nominal Input Voltage: 240Vac,50Hz
- Output Current: 1000mA \pm 7%
- CRCA enclosure with Wires
- Output voltage range of 80-114VDC
- Suitable for Dry and Damp Locations
- 440Vac application @ 8Hrs
- Surge Immunity 4KV/4KV
- OVP and UVP Cut-off
- IP 54

General Specifications

Rated Input Voltage	230Vac \pm 20%,50Hz
Operating Input Voltage Range	100-300Vac,50Hz
Input Current	0.56A Max @ 240Vac
Input Power	130W Max (Typical @ 240Vac)
Power Factor	>0.96 ^①
THD	<10% ^①
Efficiency	\geq 88% ^②
Driver Type	Class I
Output Current	1000mA \pm 7%
Output Voltage Range	80-114Vdc
Output Power	114W
Number of Output Channels	1 Channel
Output Type	Constant Current
Ripple Current	<10% (Ipk / Irms)
Ambient Operating Temperature Range	-20°C to 55°C
Max. Case Temperature	80°C Max.
Input Surge Protection	Line-Neutral 4kV, Line & Neutral-Ground 4kV
Protections	Input Over Current : NON-Resettable
	Input Over Voltage : Shutdown @ >325Vac, Auto recovery @310 \pm 10Vac @ 50°C 440VAC for 8 hours @ 35°C, 320VAC for 48 hours @ 50°C
	Input Under Voltage : Shutdown < 95Vac, Auto recovery 110Vac \pm 5Vac
	Output Short Circuit : Auto recovery (HICCUP MODE)
	Output to Ground short : YES
	Output Overload : YES
	Over Temperature : Fold back at Tc 90°C \pm 5°C
Service Life	50,000 hours @ Tc Max
Approvals / Class	Class I (IEC 61140), Dry and Damp Locations
Warranty	3 Years
Weight	0.650 kg

Note : The usage of a compatible SPD is mandatory for outdoor application
Recommended Fulham SPD - SPD1230S5A5K54

① 230Vac \pm 20% at Max load.

② 240Vac at Full load.

Fulham extends a limited warranty only to the original purchaser or to the first user for a period of **3 years @ Tc 80°C** from the date of manufacture when properly installed and operated under normal conditions of use. For complete terms and conditions, please reference the Fulham Product Catalog (www.fulham.com). Due to a program of continuous improvement, Fulham reserves the right to make modifications or variations in design or construction to the equipment described. © Fulham Company Limited, All Rights Reserved.

Figure 1

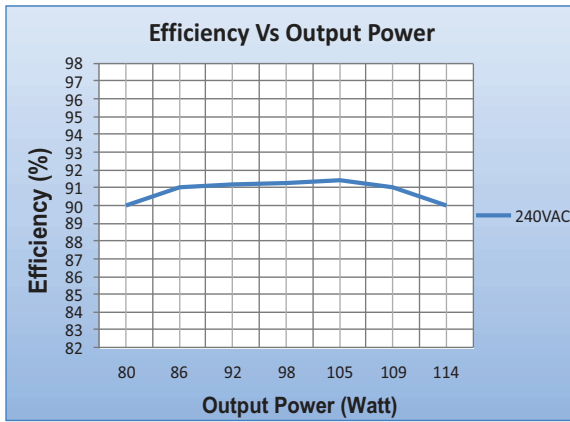


Figure 2

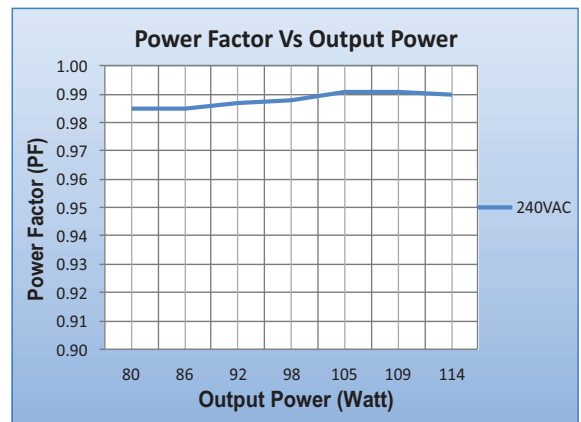


Figure 3

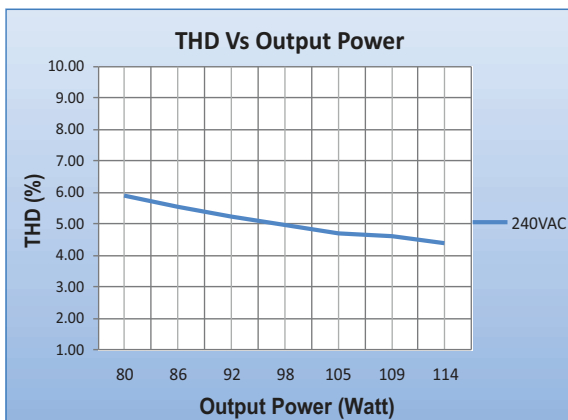


Figure 4

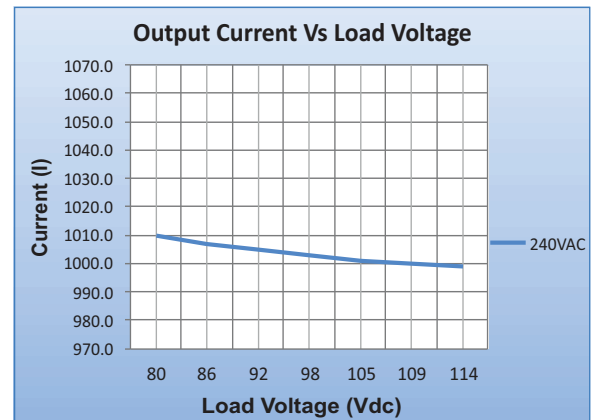


Figure 5

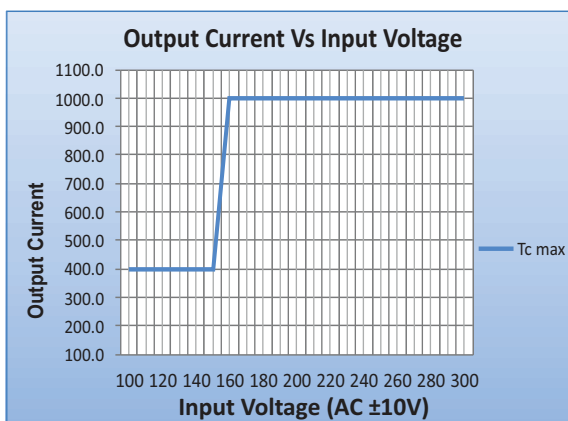
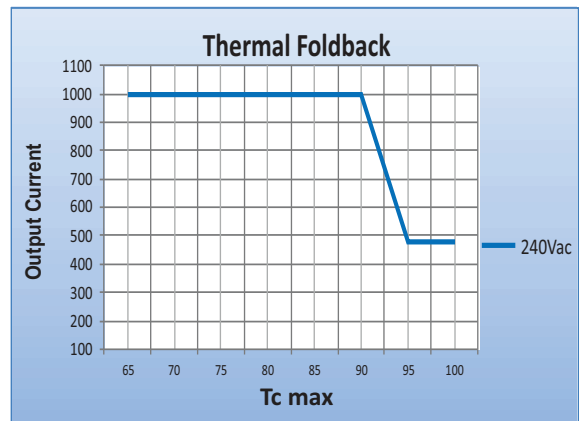
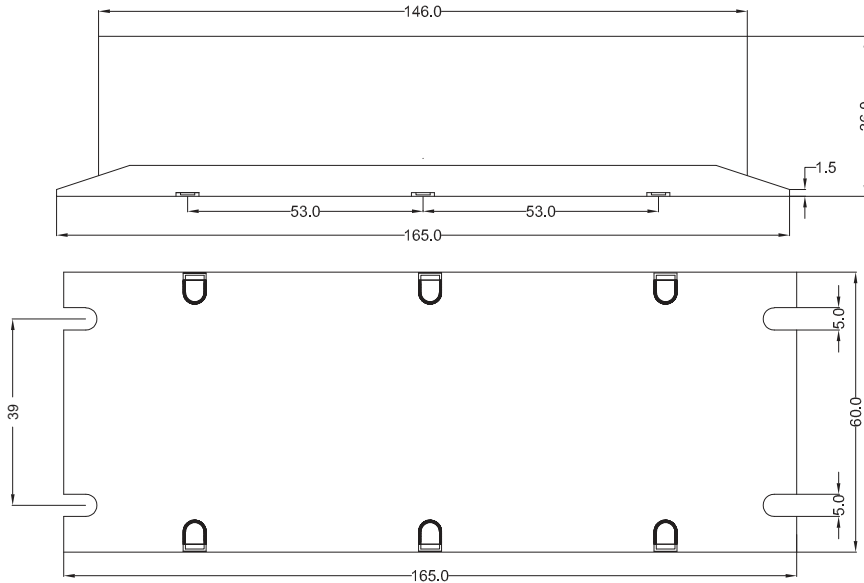


Figure 6




Fulham extends a limited warranty only to the original purchaser or to the first user for a period of **3 years @ Tc 80°C** from the date of manufacture when properly installed and operated under normal conditions of use. For complete terms and conditions, please reference the Fulham Product Catalog (www.fulham.com). Due to a program of continuous improvement, Fulham reserves the right to make modifications or variations in design or construction to the equipment described. © Fulham Company Limited, All Rights Reserved.

Mechanical Data

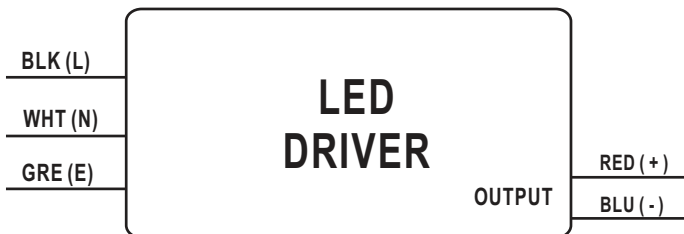


Product Image



Note : All Dimensions are in mm. Tolerance=±0.5mm

Wiring Diagrams



INPUT SIDE	LENGTH	OUTPUT SIDE	LENGTH
BLACK (L)	300±5mm	RED (+)	300±5mm
WHITE (N)		BLUE (-)	
GREEN (E)			

Installation Instructions:

Connect Wires as per details given on the Driver Screen. Keep proper ventilation around the LED Driver and do not stack any object on it. Also a 10-15 cm clearance must be kept when the adjacent device is a heat source. Do not exceed the declared Hot spot temperature(Tc max) under any circumstances.

Fulham extends a limited warranty only to the original purchaser or to the first user for a period of **3 years @ Tc 80°C** from the date of manufacture when properly installed and operated under normal conditions of use. For complete terms and conditions, please reference the Fulham Product Catalog (www.fulham.com). Due to a program of continuous improvement, Fulham reserves the right to make modifications or variations in design or construction to the equipment described. © Fulham Company Limited, All Rights Reserved.