



- Constant Current LED Driver
- Output Wattage: 33W
- Output voltage range of 30-38Vdc
- Output Current: 860mA  $\pm$ 8%
- Wired; PC enclosure
- Surge Immunity 4KV
- Suitable for Dry and Damp Locations
- 440Vac Protection
- Under Voltage Protection
- Over Voltage protection

### General Specifications

Rated Input Voltage	220-240/230/240Vac,50/60Hz
Operating Input Voltage Range	110-320Vac,50/60Hz
Input Current	0.17A Typical
Input Power	38W Typical
Power Factor	>0.95
ATHD	<10%
Efficiency	>86%
Driver Type	Constant Current
Output Current	860mA $\pm$ 8%
Output Voltage Range	30 - 38Vdc
No Load Output Voltage	52Vdc
Output Power	33W
Number of Output Channels	1 Channel
Dimming Controller Type/Dimming Range	NA
Output Type	Class II, SELV Equivalent
Ambient Operating Temperature Range	-10°C to 50°C
Max. Case Temperature	75°C Max.
Input Surge Protection	Line-Neutral 4kV As per EN 61000-4-5
Protections	Input Over Current : NON-Resettable
	Input Over Voltage : Shutdown @ 325Vac $\pm$ 5%, Auto Recovery
	Immunity 320Vac for 48 hours ,440Vac for 8 hours
	Input Under Voltage : Shutdown < 100Vac, Auto recovery
	Output Short Circuit : Auto Recovery
	Output Open Circuit : Auto Recovery
	Output to ground short : YES
	Output Overload : YES
Service Life	Over Temperature : NA
	50,000 hours @ Tc Max
Approvals / Class	SELV Equivalent, Dry and Damp Locations
Warranty	3 Years
Weight	0.300 Kg

Note : The usage of a compatible SPD is recommended for outdoor application.

Recommended Fulham SPD - SPD1230S5A5K54

Figure 1

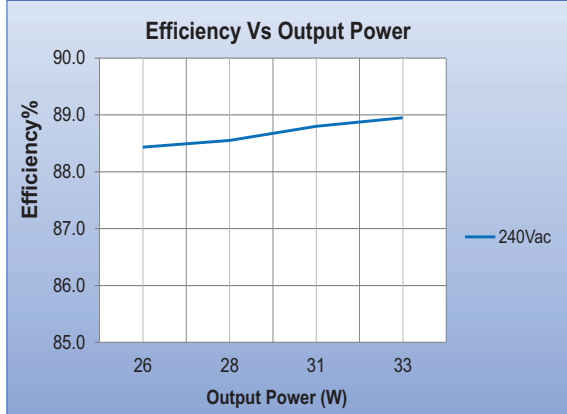


Figure 2

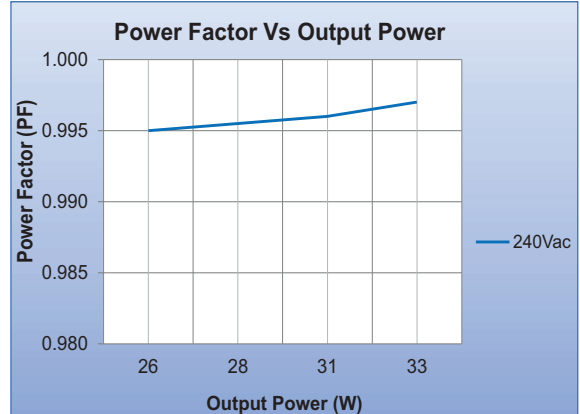


Figure 3

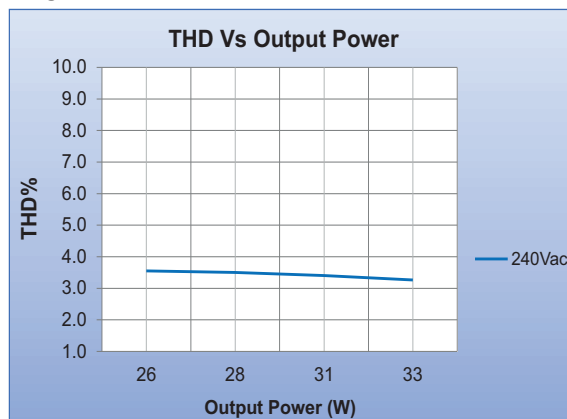


Figure 4

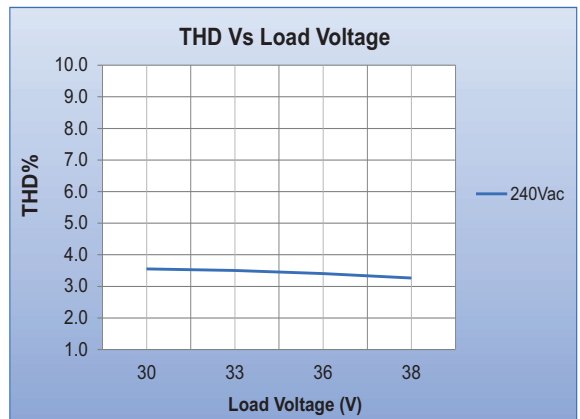


Figure 5

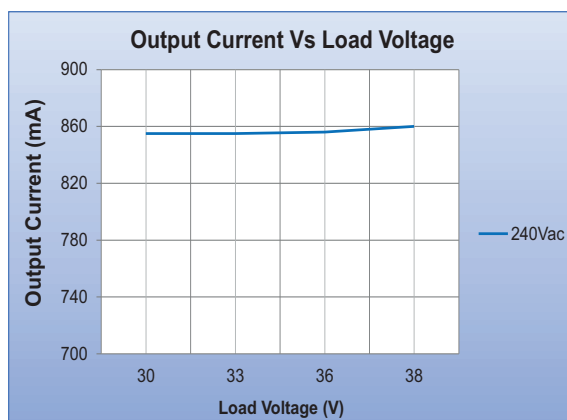
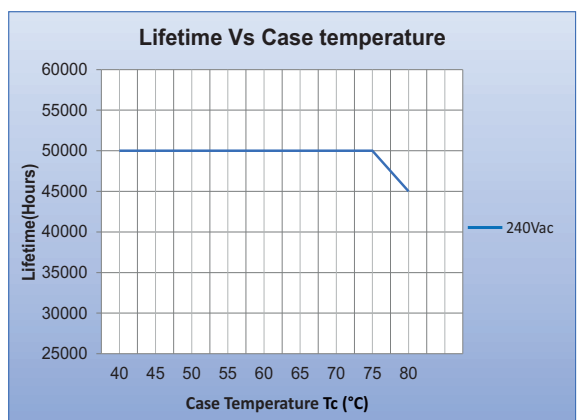
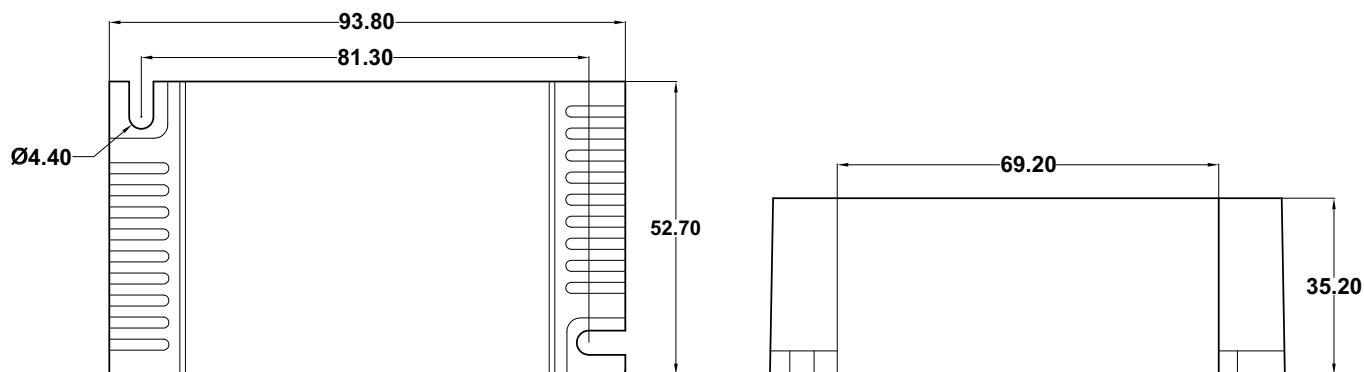



Figure 6



### Mechanical Data



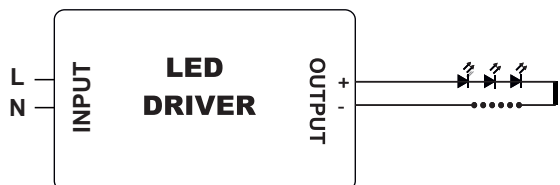
### Product Image



Note : All Dimensions are in mm.

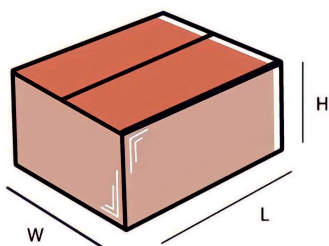
Tolerance=±0.5mm

### Wiring Diagrams



INPUT SIDE	LENGTH	OUTPUT SIDE	LENGTH
BLACK	250 mm	RED	250 mm
WHITE	250 mm	BLUE	250 mm

### Packaging :



### Master carton

OUTER DIMENSION		
L	W	H
230mm	200mm	140mm
Net Weight	Gross Weight	QUANTITY
5.4Kg	5.6Kg	18pc.

### Installation Instructions:

- The driver should be installed in a dry, acid-free, oil free, fat-free environment.
- Do not exceed the declared Hot spot temperature(Tc max) under any circumstances.