



# T12400800-30E10

## SPECIFICATIONS



- Constant Current LED Driver
- Output Wattage: 30W
- Nominal Input Voltage : 240Vac,50Hz
- Output Current : 800mA $\pm$  8%
- PC Cabinet
- Output voltage range of 21-38Vdc
- Suitable For Dry and Damp Locations
- Surge Immunity 4KV

## General Specifications

Rated Input Voltage	240Vac $\pm$ 15%,50Hz
Operating Input Voltage Range	100-277Vac,50Hz
Input Current	0.37A Max @ 100Vac, 0.16 A Max @ 240Vac
Input Power	35W Max (@ Rated I/P voltage at Max Load)
Power Factor	0.98
THD	<10% (@ Rated I/P voltage at Max Load)
Efficiency	88% (@ 240Vac at Max Load)
Driver Type	Constant Current
Output Current	800mA $\pm$ 8%
Output Voltage Range	21-38Vdc
Output Power	30W Max
Number of Output Channels	1 Channel
Output Type	Class II
Ambient Operating Temperature Range	-25°C to 50°C
Max. Case Temperature	70°C
Input Surge Protection	L-N - 4KV
Protections	Input Over Current : Non Resettable (Fuse) Input Over Voltage : 320Vac Operation for 48Hrs, 360Vac Operation for 2Hrs Input Under Voltage : NA Output Short Circuit : Auto Recovery (HICCUP Mode) Output Open Circuit : Auto Recovery (HICCUP Mode) Output to Ground short : YES Output Overload : YES Over Temperature : NA
Service Life	50,000 Hours @ Tc Max
Approvals / Class	SELV Equivalent ; Dry and Damp Locations
Warranty	03 Years
Weight	0.160 Kg

Note : Suitable for Indoor application only

Fulham extends a limited warranty only to the original purchaser or to the first user for a period of 03 years @ Tc 70°C from the date of manufacture when properly installed and operated under normal conditions of use. For complete terms and conditions, please reference the Fulham Product Catalog ([www.fulham.com](http://www.fulham.com)). Due to a program of continuous improvement, Fulham reserves the right to make modifications or variations in design or construction to the equipment described. © Fulham Company Limited, All Rights Reserved.

Figure 1

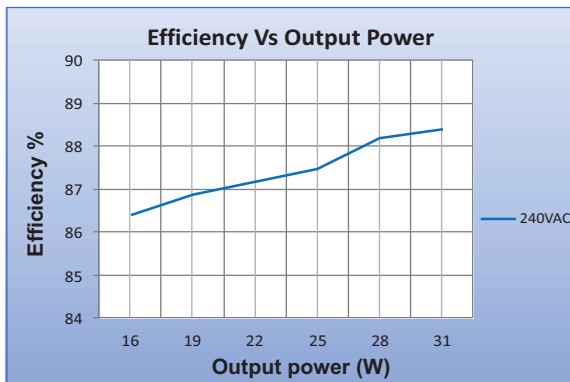


Figure 2

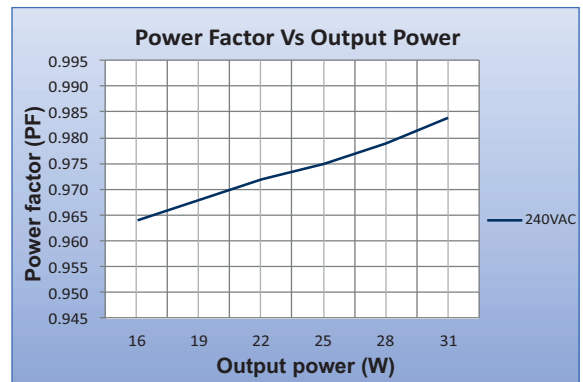


Figure 3

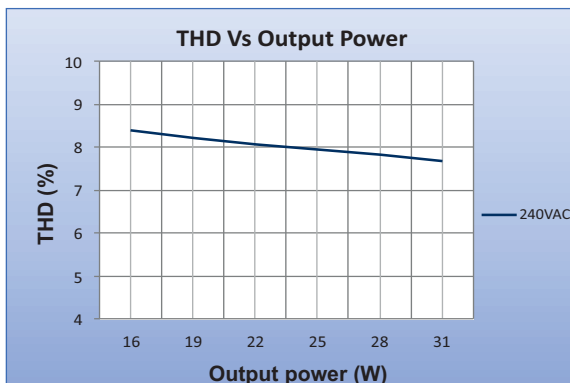


Figure 4

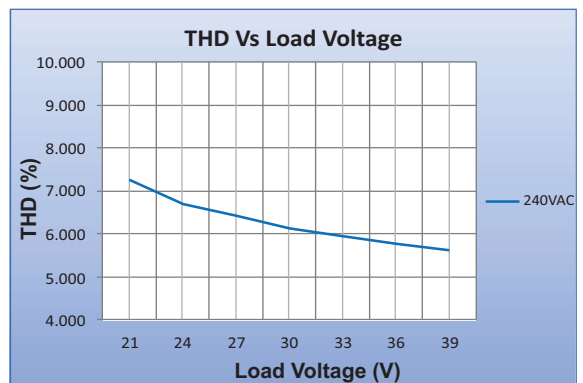
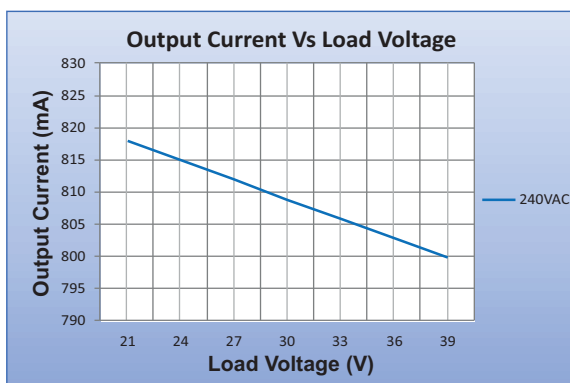
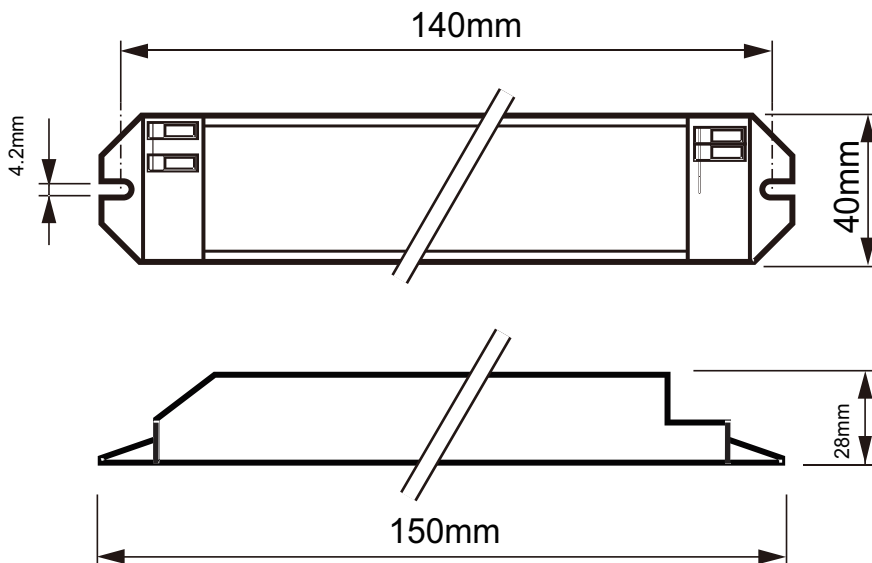



Figure 5



### Mechanical Data

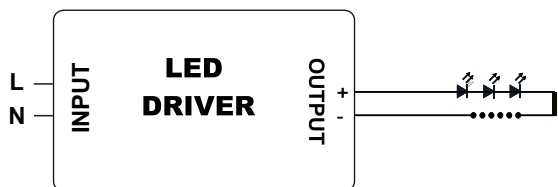


### Product Image



Note : All Dimensions are in mm.

### Wiring Diagrams



2 PIN	GREY	LINE
CONNECTOR	GREY	NEUTRAL

2 PIN	ORANGE	POSITIVE
CONNECTOR	GREY	NEGATIVE

### Installation Instructions:

Connect Wires as per details given on the Driver Screen. Keep proper ventilation around the LED Driver and do not stack any object on it. Also a 10-15 cm clearance must be kept when the adjacent device is a heat source. Do not exceed the declared Hot spot temperature(Tc max) under any circumstances.

Fulham extends a limited warranty only to the original purchaser or to the first user for a period of **03 years @ Tc 70°C** from the date of manufacture when properly installed and operated under normal conditions of use. For complete terms and conditions, please reference the Fulham Product Catalog ([www.fulham.com](http://www.fulham.com)). Due to a program of continuous improvement, Fulham reserves the right to make modifications or variations in design or construction to the equipment described.

© Fulham Company Limited, All Rights Reserved.