

- Constant Current LED Driver
- Multiple current selection through DIP switch.
- O/P Current - 550, 600, 650 OR 700mA
- Output Wattage - 30W
- Inbuilt Surge protection 4KV
- Output voltage range of 21~43Vdc
- Life 30,000hrs.
- Suitable For Dry Locations
- Application
- Shop, Retail & Hospitality

General Specifications

Rated Input Voltage	240Vac ±20%,50Hz
Operating Input Voltage Range	120-310Vac,50Hz
Input Current	0.16A Max @ 240Vac
Input Power	36W
Power Factor	>0.95
THD	<10%
Efficiency	≥85%@ Max load
Driver Type	Constant Current
Output Current	700mA ±7.5%, 650mA ±7.5%, 600mA ±7.5%, 550mA ±7.5% *Refer DIP switch Table for O/P current selection
Output Voltage Range	21~43Vdc
No Load Output Voltage	55Vdc Max
Output Power	30.1W Typical
Number of Output Channels	1 Channel
Output Type	Suitable for Class II Fixtures
Dimming Controller Type	NA
Dimming Range	NA
Ambient Operating Temperature Range	-20°C to 50°C
Max. Case Temperature	70°C
Input Surge Protection	L-N - 4KV as per EN 61000-4-5
Protections	Input Over Current : Non Resettable (Fuse) Input Over Voltage : Cutoff @ Vin >300Vac, Auto Recovery : Immunity - 300Vac for 48 hours & 440Vac for 48 hours Input Under Voltage : Shutdown <90Vac, Auto recovery Output Short Circuit : Auto Recovery (HICCUP Mode) Output Open Circuit : Auto Recovery (HICCUP Mode) Output to Ground short : YES Output Overload : YES Over Temperature : YES
Service Life	30,000 Hours @ Tc Max
Approvals / Class	SELV Equivalent ; Dry Locations
Warranty	03 Years
Weight	0.130 Kg

DIP Switch Chart :

I _{rated} (mA)	DIP Switch		P _{rated} (W)
	PIN 1	PIN 2	
700	ON	ON	30.1
650	ON	OFF	27.9
600	OFF	ON	25.8
550	OFF	OFF	23.65

Note : Suitable for Indoor application only

Optional Cable clamp for Independent Installation

Fulham extends a limited warranty only to the original purchaser or to the first user for a period of **03 years @ Max Tc** from the date of manufacture when properly installed and operated under normal conditions of use. For complete terms and conditions, please reference the Fulham Product Catalog (www.fulham.com). Due to a program of continuous improvement, Fulham reserves the right to make modifications or variations in design or construction to the equipment described.

© Fulham Company Limited, All Rights Reserved.

Figure 1

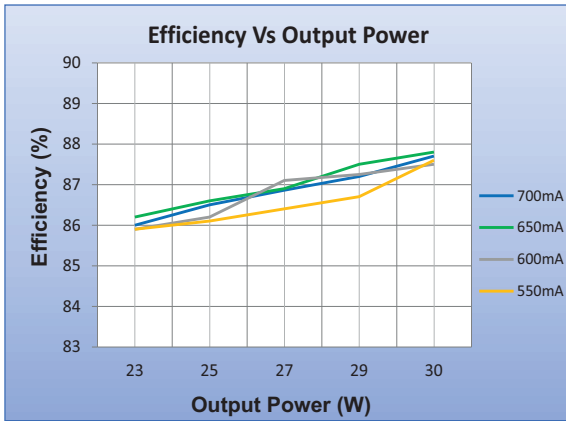


Figure 2

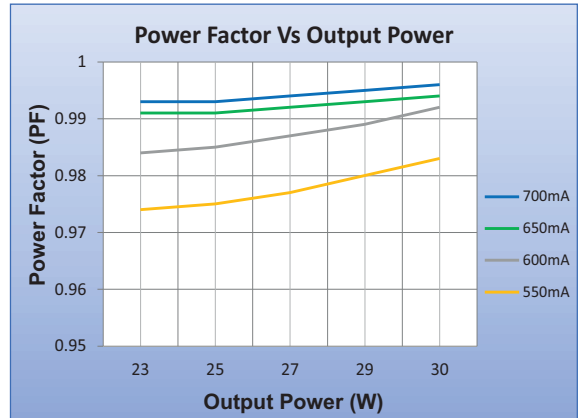


Figure 3

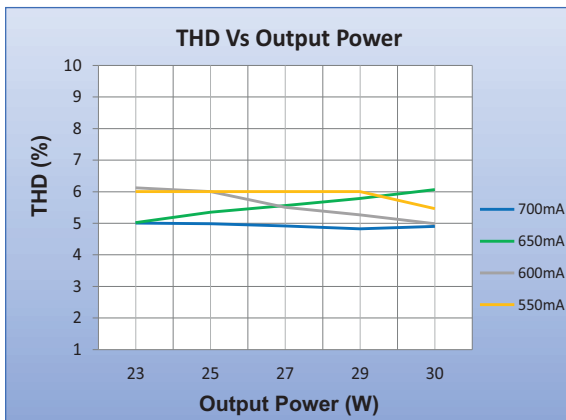
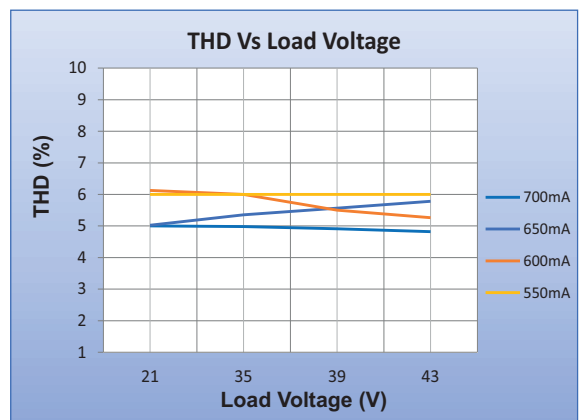
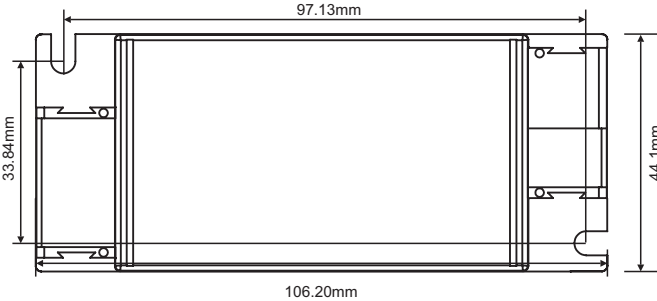


Figure 4

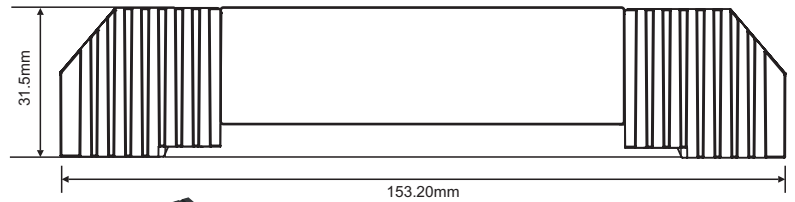
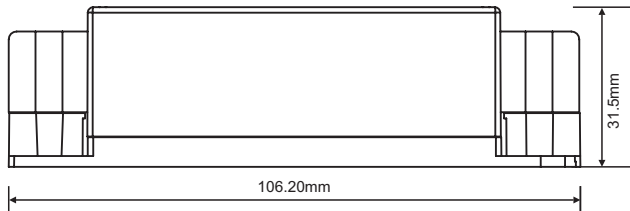
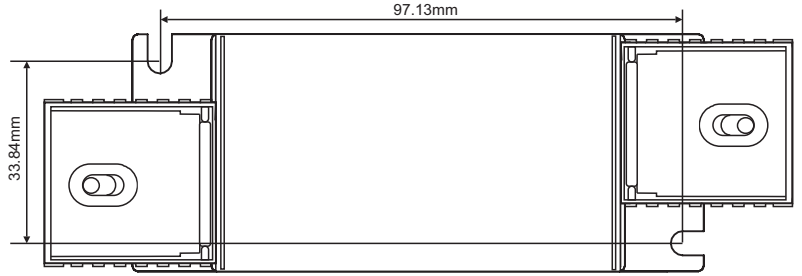


Mechanical Data


Without Cable clamp



With Cable clamp



Product Image



Note : All Dimensions are in mm.

Tolerance=±0.5mm

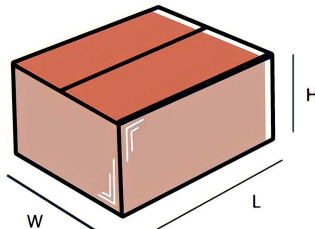
Wiring Diagrams



INPUT 2 PIN CONNECTOR	GREY	LINE
	GREY	NEUTRAL

OUTPUT 2 PIN CONNECTOR	ORANGE	POSITIVE
	GREY	NEGATIVE

Packaging



Master carton

OUTER DIMENSION		
L	W	H
9.05"(230mm)	8.66"(220mm)	6.30"(160mm)
Net Weight	Gross Weight	QUANTITY
14.66 lbs. (6.50 kg)	15.32 lbs. (6.95 kg)	50 pc.

Installation Instructions:

Connect Wires as per details given on the Driver Screen. Keep proper ventilation around the LED Driver and do not stack any object on it. Also a 10-15 cm clearance must be kept when the adjacent device is a heat source. Do not exceed the declared Hot spot temperature(Tc max) under any circumstances.

Fulham extends a limited warranty only to the original purchaser or to the first user for a period of **03 years @ Max Tc** from the date of manufacture when properly installed and operated under normal conditions of use. For complete terms and conditions, please reference the Fulham Product Catalog (www.fulham.com). Due to a program of continuous improvement, Fulham reserves the right to make modifications or variations in design or construction to the equipment described. © Fulham Company Limited, All Rights Reserved.