

Discontinued
Contact Fulham for availability. Not for use in new designs.



T1240 07 00-25LB SPECIFICATIONS

IP 20
SELV Equivalent

- | | | |
|--|--|--|
| <ul style="list-style-type: none"> Constant Current LED Driver Output Wattage: 25W Input Voltage: 240±15%V ac 50Hz Output Current: 700mA ±8% | <ul style="list-style-type: none"> PC Cabinet Output voltage range of 18-36Vdc Suitable for Dry Locations 440Vac application @ 48Hrs | <ul style="list-style-type: none"> Surge Immunity 4kV OVP and UVP Cut-off IP 20 |
|--|--|--|

General Specifications

Rated Input Voltage	240Vac ±15%, 50 Hz	
Operating Input Voltage Range	120-290Vac, 50Hz	
Input Current	0.14A @ 240Vac	
Input Power	30W Typical	
Power Factor	>0.95	
THD	<10%	
Efficiency	>86%	
Driver Type	Constant Current	
Output Current	700mA ±8%	
Output Voltage Range	18~36Vdc	
No Load Output Voltage	60Vdc Max	
Output Power	25W	
Number of Output Channels	1 Channel	
Dimming Controller Type/Dimming Range	NA	
Output Type	Suitable for Class II Fixture	
Ambient Operating Temperature Range	-10°C to +50°C	
Max. Case Temperature	70°C	
Sound Rating	NA	
Input Surge Protection	Line-Neutral 4kV As per EN 61000-4-5	
Protections	Input Over Current	: NON-Resettable
	Input Over Voltage	: Cutoff @ Vin 300±10Vac, Auto Recovery Immunity - 440Vac for 48 Hours
	Input Undervoltage	: Shutdown 100±10Vac, Auto recovery
	Output Short Circuit	: Auto Recovery (HICCUP MODE)
	Output Open Circuit	: Auto Recovery (HICCUP MODE)
	Output to Ground short	: YES
	Output Overload	: YES
Over Temperature	: YES	
Service Life	50,000 hours @ Tc Max	
Approvals / Class	SELV Equivalent, Dry Locations	
Warranty	3 Years	
Weight	0.160 Kg	

Note : All Performance Specified at 240Vac @ Full Load.
Recommended to be used only for Indoor Application.

Fulham extends a limited warranty only to the original purchaser or to the first user for a period of **3 years @ Tc Max** from the date of manufacture when properly installed and operated under normal conditions of use. For complete terms and conditions, please reference the Fulham Product Catalog (www.fulham.com). Due to a program of continuous improvement, Fulham reserves the right to make modifications or variations in design or construction to the equipment described.
© Fulham Company Limited, All Rights Reserved.

Figure 1

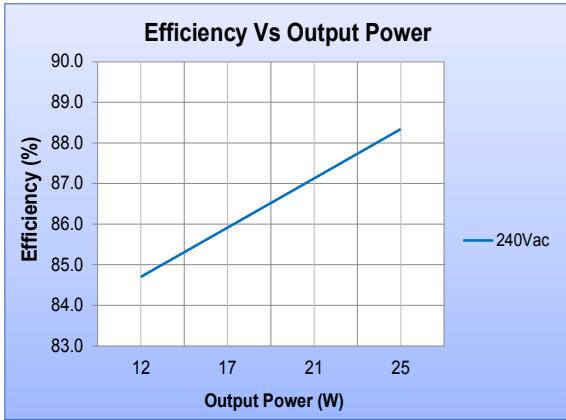


Figure 2

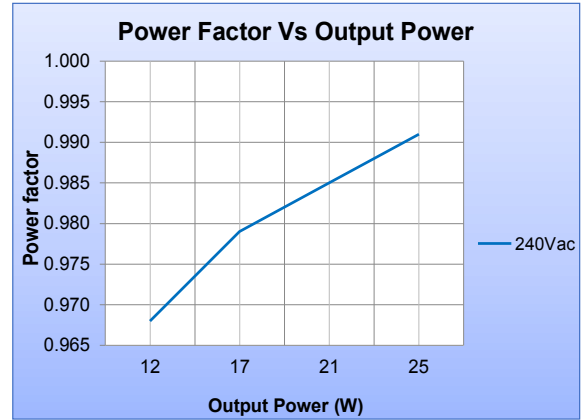


Figure 3

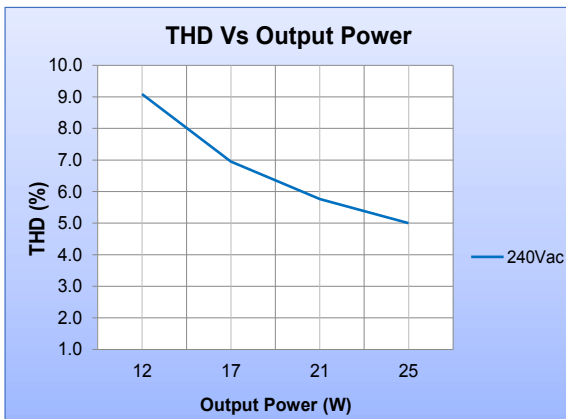


Figure 4

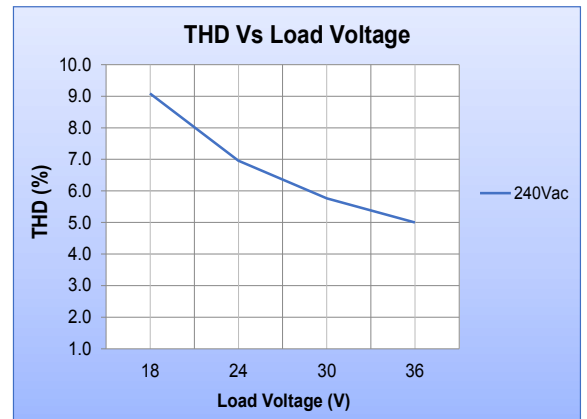
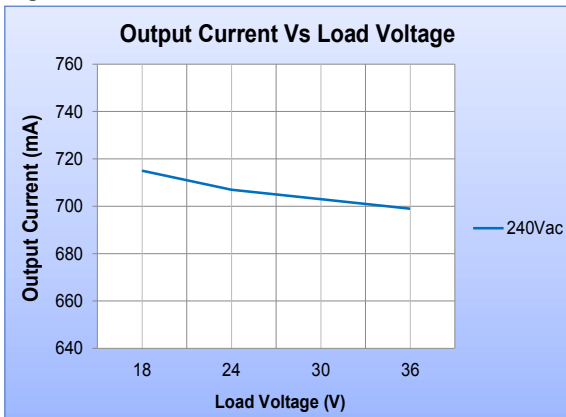
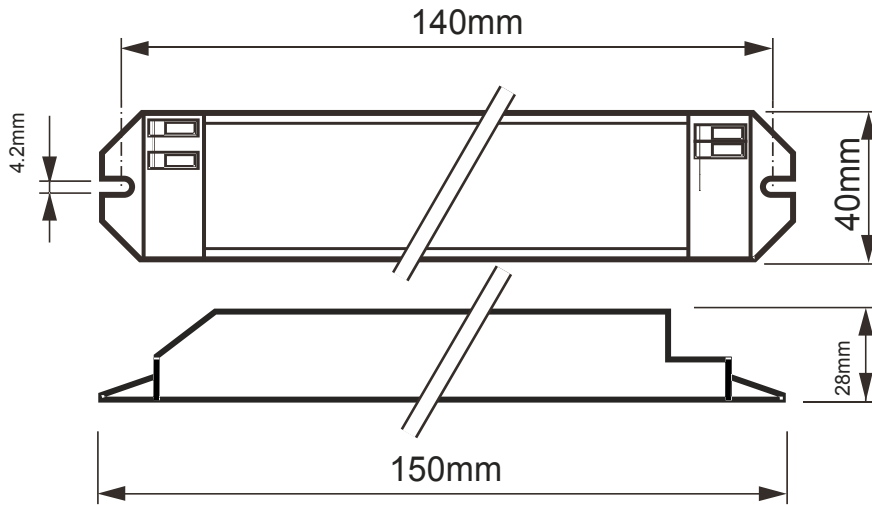



Figure 5



Mechanical Data :

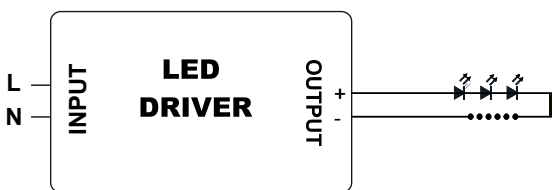


Product Image



Note : All Dimensions are in mm. Tolerance=±0.5mm

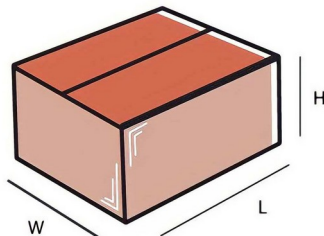
Wiring Diagrams



2 PIN CONNECTOR	GREY	LINE
	GREY	NEUTRAL

2 PIN CONNECTOR	ORANGE	POSITIVE
	GREY	NEGATIVE

Packaging



Master carton

OUTER DIMENSION		
L	W	H
210mm	125mm	155mm
Net Weight	Gross Weight	QUANTITY
3.5Kg	4Kg	20pc.

Installation Instructions:

Connect Wires as per details given on the Driver Screen. Keep proper ventilation around the LED Driver and do not stack any object on it. Also a 10-15 cm clearance must be kept when the adjacent device is a heat source. Do not exceed the declared Hot spot temperature(Tc max) under any circumstances.

Fulham extends a limited warranty only to the original purchaser or to the first user for a period of **3 years @ Tc Max** from the date of manufacture when properly installed and operated under normal conditions of use. For complete terms and conditions, please reference the Fulham Product Catalog (www.fulham.com). Due to a program of continuous improvement, Fulham reserves the right to make modifications or variations in design or construction to the equipment described. © Fulham Company Limited, All Rights Reserved.