



## T1240030J-12DB SPECIFICATIONS

IP 20  
SELV Equivalent



- Constant Current Round LED Driver
- Output Wattage: 8 / 12W
- Output voltage range of 24-40Vdc
- Output Current: 200 or 300mA  $\pm 7\%$
- PC Cabinet
- Surge Immunity 3kV
- OVP and UVP Cut-off
- Suitable for Dry Locations
- Application  
- Shop, Retail & Hospitality

### General Specifications

Rated Input Voltage	220-240/240/230Vac,50/60Hz
Operating Input Voltage Range	120-300Vac,50/60Hz
Input Current	0.071A @ 240Vac
Input Power	15W
Power Factor	>0.95
THD	<10%
Efficiency	>82%
Driver Type	Constant Current
Output Current	200 or 300mA $\pm 7\%$
Output Voltage Range	24 - 40Vdc
No Load Output Voltage	50Vdc Max
Output Power	12W Max.
Number of Output Channels	1 Channel
Dimming Controller Type/Dimming Range	NA
Output Type	Class II (Isolation Between Input/Output 2.5KV)
Ambient Operating Temperature Range	-10°C to +60°C
Max. Case Temperature	75°C
Input Surge Protection	Line-Neutral 3kV As per EN 61000-4-5
Protections	Input Over Current : NON-Resettable Input Over Voltage : Cutoff @ $V_{in} > 300V_{ac}$ , Auto Recovery Immunity - 320Vac for 48 Hours, 360Vac for 2 Hours Input Under Voltage : Shutdown <100Vac, Auto recovery Output Short Circuit : Auto Recovery (HICCUP MODE) Output Open Circuit : Auto Recovery (HICCUP MODE) Output to Ground short : YES Output Overload : YES Over Temperature : YES
Service Life	30,000 hours @ $T_c$ Max
Approvals / Class	SELV Equivalent, Dry Locations
Warranty	3 Years
Weight	0.045 Kg

Note : All Performance Specified at 240Vac @ Full Load.  
Recommended to be used only for Indoor Application.

### Output Current Setting :

$I_{rated}(mA)$	Output Current Setting	$P_{rated}(W)$
200	OPEN	8
300	SHORT	12

Fulham extends a limited warranty only to the original purchaser or to the first user for a period of **3 years @  $T_c$  Max** from the date of manufacture when properly installed and operated under normal conditions of use. For complete terms and conditions, please reference the Fulham Product Catalog ([www.fulham.com](http://www.fulham.com)). Due to a program of continuous improvement, Fulham reserves the right to make modifications or variations in design or construction to the equipment described.  
© Fulham Company Limited, All Rights Reserved.

Figure 1

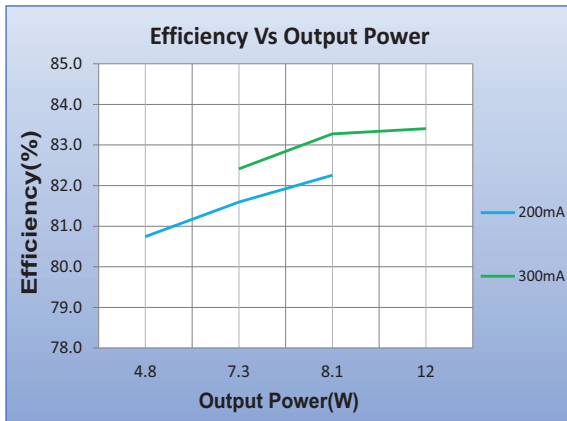


Figure 2

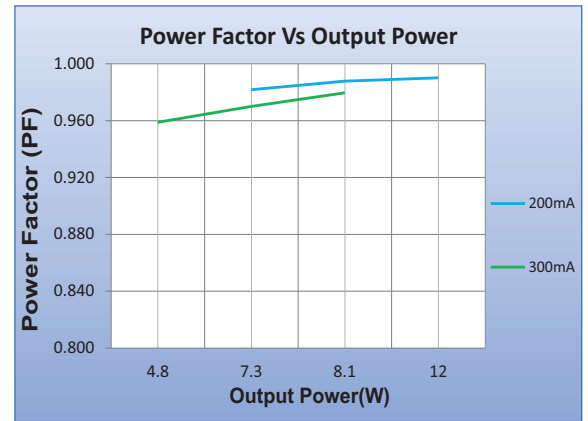


Figure 3

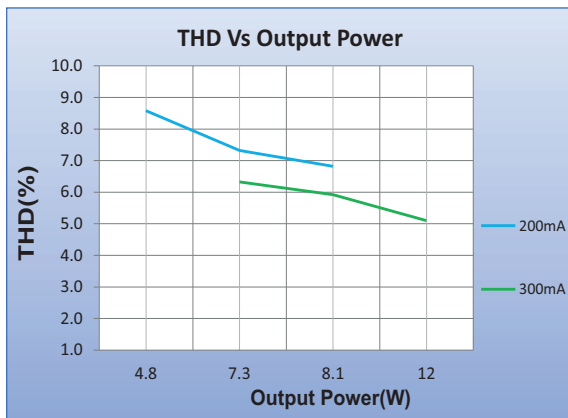


Figure 4

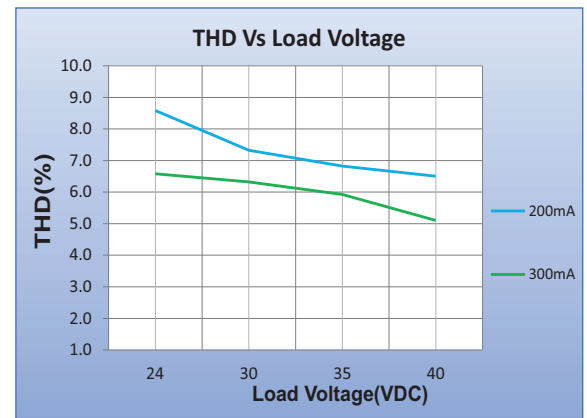
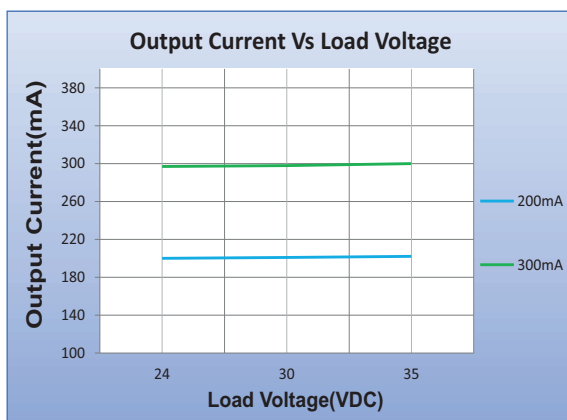
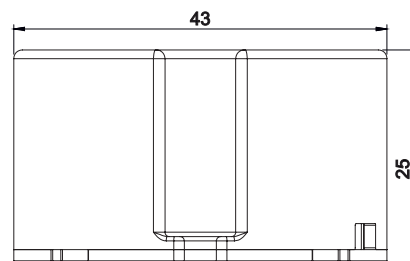
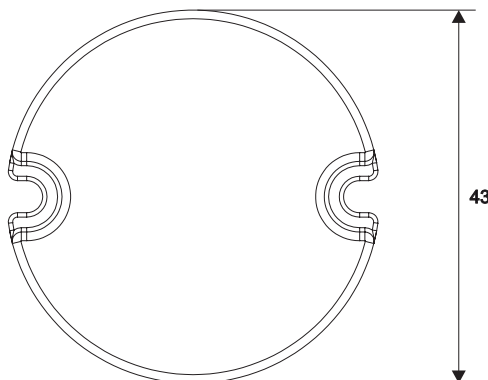


Figure 5





### Mechanical Data :



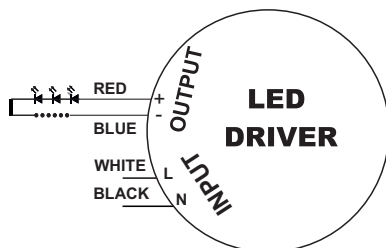
FRONT VIEW

### Product Image



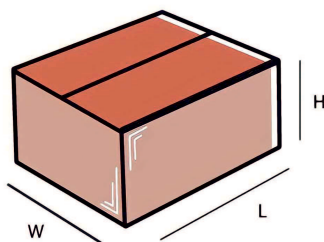
Note : All Dimensions are in mm Tolerance=±0.5mm

### Wiring Diagrams



INPUT SIDE	LENGTH	OUTPUT SIDE	LENGTH
BLACK (L)	175±5mm	RED (+)	175±5mm
WHITE (N)		BLUE (-)	

### Packaging

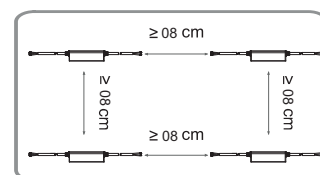


### Master carton

OUTER DIMENSION		
L	W	H
8.46"(215mm)	6.10"(155mm)	5.31"(130mm)
Net Weight	Gross Weight	QUANTITY
4.62 lbs. (2.10 kg)	4.69 lbs. (2.25kg)	48 pc.

### Installation Instructions:

- The driver should be installed in a dry, acid-free, oil free, fat-free environment.
- Do not exceed the declared Hot spot temperature(Tc max) under any circumstances.
- ≥ 08 cm clearance must be kept between the drivers as per installation diagram, When multiple drivers used.



Fulham extends a limited warranty only to the original purchaser or to the first user for a period of **3 years @ Tc Max** from the date of manufacture when properly installed and operated under normal conditions of use. For complete terms and conditions, please reference the Fulham Product Catalog ([www.fulham.com](http://www.fulham.com)). Due to a program of continuous improvement, Fulham reserves the right to make modifications or variations in design or construction to the equipment described.

© Fulham Company Limited, All Rights Reserved.