



# T12400250-10F SPECIFICATIONS

IP 20   
SELV Equivalent

- Constant Current LED Driver
- Output Wattage: 10W
- Input Voltage: 240±10%VAC, 50Hz
- Output Current: 250mA ±7%
- Plastic (ABS) Enclosure
- Output voltage range of 22-42VDC
- Suitable for Dry Locations
- SELV Equivalent
- IP 20

## General Specifications

Rated Input Voltage	240VAC ±10%, 50 Hz
Operating Input Voltage Range	100-277VAC, 50 Hz
Input Current	0.07 A Max.
Input Power	13W Max.
Power Factor	>0.85
THD	<60%
Efficiency	>83%
Driver Type	Constant Current
Output Current	250mA ±7%
Output Voltage Range	22-42VDC
Output Power	10.5W
Number of Output Channels	1 Channel
Dimming Controller Type/Dimming Range	NA
RFI/EMI	NA
Output Type	SELV Equivalent
Ambient Operating Temperature Range	-10°C to 50°C
Max. Case Temperature	65°C
Sound Rating	NA
Input Surge Protection	Line-Neutral 3kV DM
Protections	Input Over Current : NON-Resettable Input Over Voltage : 320VAC Operation for 48Hrs, 360VAC Operation for 2Hrs Input Under Voltage : NA Output Short Circuit : Auto Recovery (HICCUP Mode) Output Open Circuit : Auto Recovery (HICCUP Mode) Output to ground short : YES Output Overload : YES Over Temperature : NA
Service Life	50,000 hours @ Tc Max
Approvals / Class	Suitable for Dry Locations
Warranty	3 years
Weight	0.08 Kg

Note : All Performance Specified at Rated Voltage and Full Load. Output Current Tolerance : ±7%  
Recommended to be used only for Indoor Application.

Figure 1

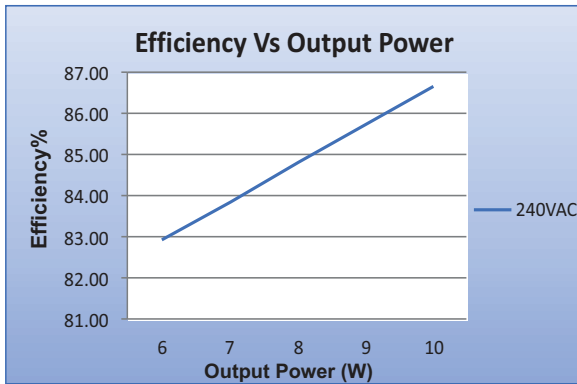


Figure 2

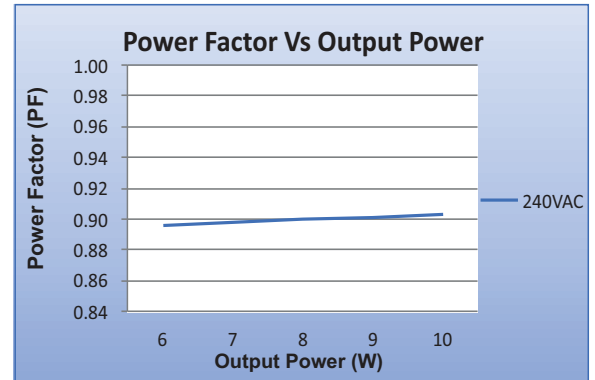


Figure 3

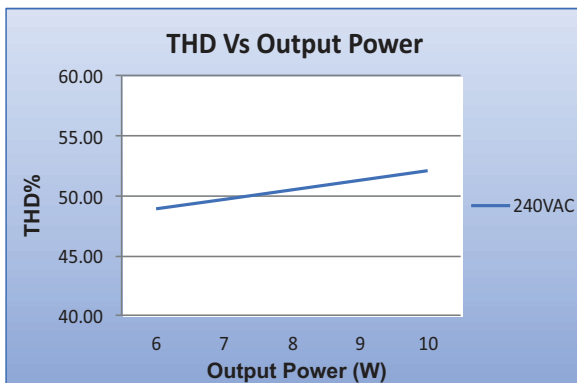


Figure 4

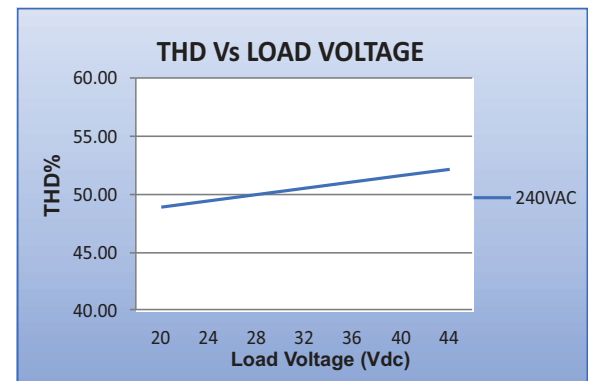


Figure 5

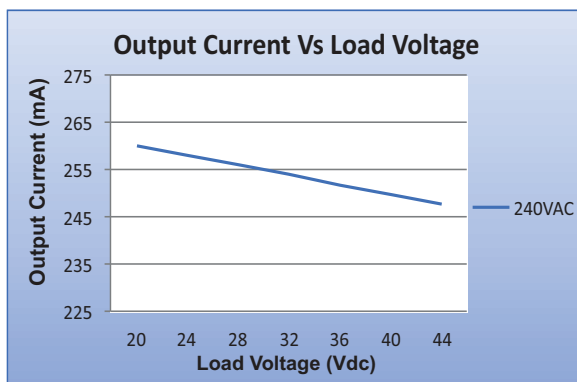
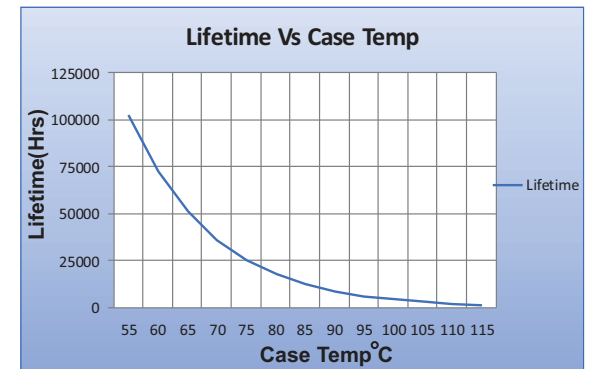
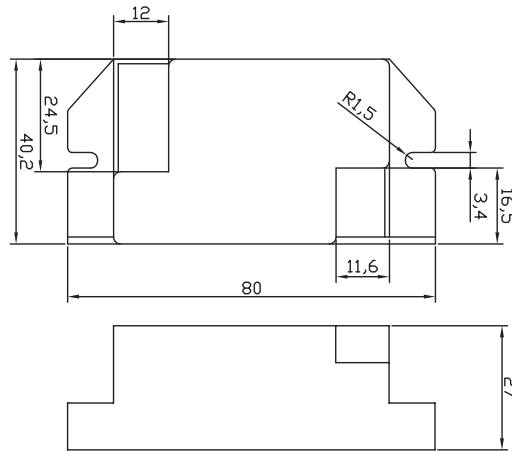


Figure 6



### Mechanical Data



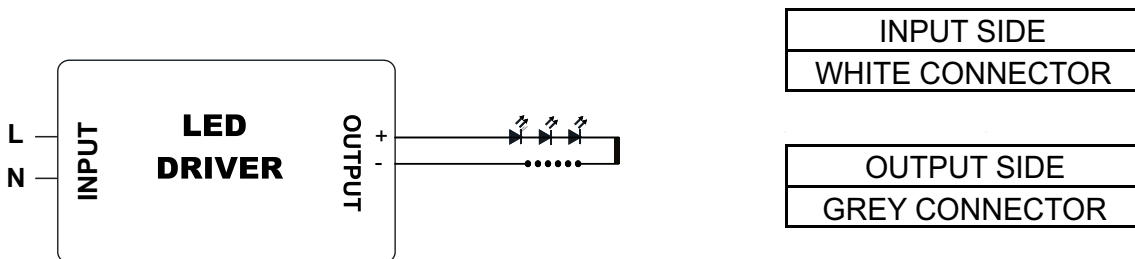
### Product Image



Note : All Dimensions are in mm.

Tolerance=±0.5mm

### Wiring Diagrams



### Installation Instructions:

Connect Wires as per Details given on the Driver Screen. Keep proper ventilation around the LED Driver and do not stack any object on it. Also a 10-15 cm clearance must be kept when the adjacent device is a heat source. Do not exceed the declared Hot spot temperature(Tc max) under any circumstances.

Fulham extends a limited warranty only to the original purchaser or to the first user for a period of 3 years @ Tc 65°C from the date of manufacture when properly installed and operated under normal conditions of use. For complete terms and conditions, please reference the Fulham Product Catalog ([www.fulham.com](http://www.fulham.com)). Due to a program of continuous improvement, Fulham reserves the right to make modifications or variations in design or construction to the equipment described.

© Fulham Company Limited, All Rights Reserved.