



T12400250-10F. SPECIFICATIONS

IP 20
SELV Equivalent

- Constant Current LED Driver
- Output Wattage: 10W
- Input Voltage: 240 \pm 10%Vac 50/60Hz
- Output Current: 250mA \pm 7%
- PC Enclosure
- Output voltage range of 21-42Vdc
- Suitable for Dry Locations
- SELV Equivalent
- Surge Immunity 3KV
- Class II

General Specifications

Rated Input Voltage	240Vac \pm 10%,50/60Hz
Operating Input Voltage Range	100-300Vac,50/60Hz
Input Current	0.06 A Max
Input Power	13W Max
Power Factor	>0.95
THD	<20%
Efficiency	>82%
Driver Type	Constant Current
Output Current	250mA \pm 7%
Output Voltage Range	21-42Vdc
No Load Output Voltage	55Vdc Max
Output Power	10W
Number of Output Channels	1 Channel
Dimming Controller Type/Dimming Range	NA
Output Type	Suitable for Class II Fixture
Ambient Operating Temperature Range	-10°C to 50°C
Max. Case Temperature	65°C
Sound Rating	NA
Input Surge Protection	Line-Neutral 3kV As per EN 61000-4-5
Protections	Input Over Current : NON-Resettable
	Input Over Voltage : 320Vac Operation for 48Hrs, 360Vac Operation for 2Hrs
	Input Under Voltage : NA
	Output Short Circuit : Auto Recovery (HICCUP Mode)
	Output Open Circuit : Auto Recovery (HICCUP Mode)
	Output to Ground short : YES
	Output Overload : YES
Service Life	Over Temperature : NA
	30,000 hours @ Tc Max
Approvals / Class	Suitable for Dry Locations
Warranty	3 years
Weight	0.08 Kg

Note : All Performance Specified at Rated Voltage and Full Load.
Recommended to be used only for Indoor Application.

Figure 1

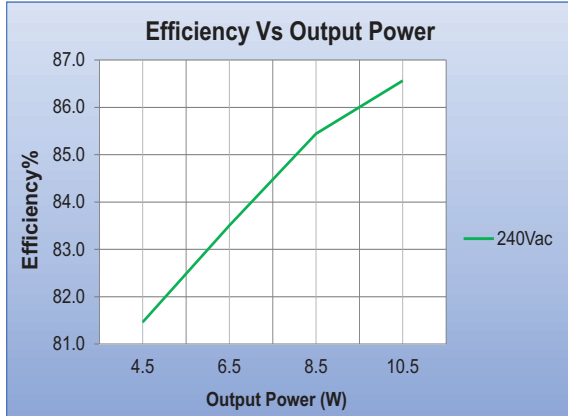


Figure 2

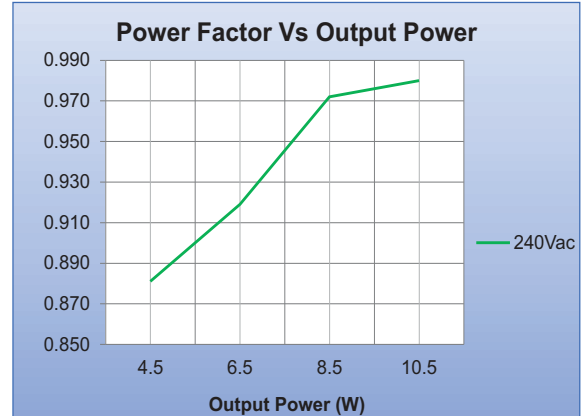


Figure 3

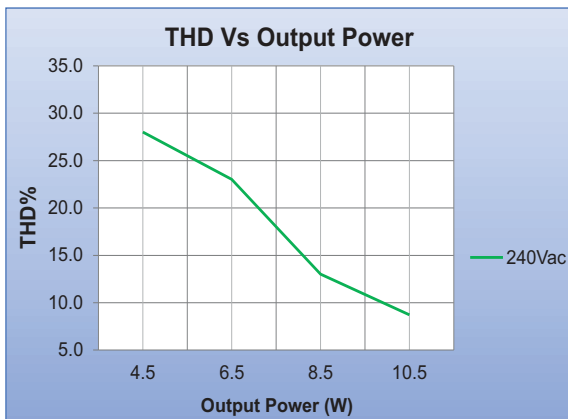


Figure 4

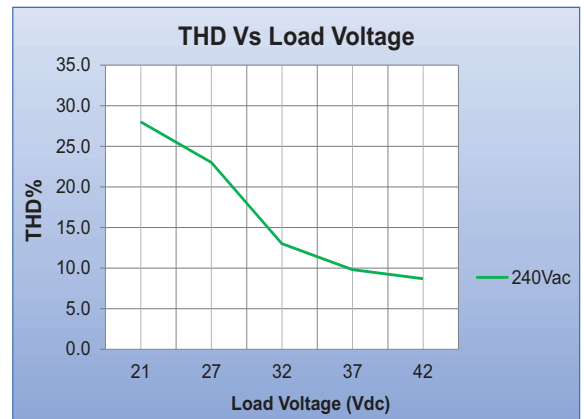
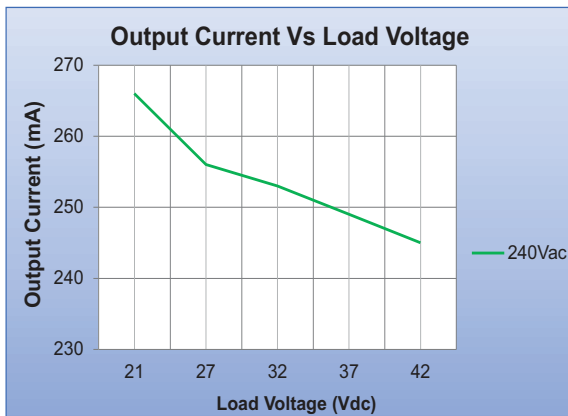
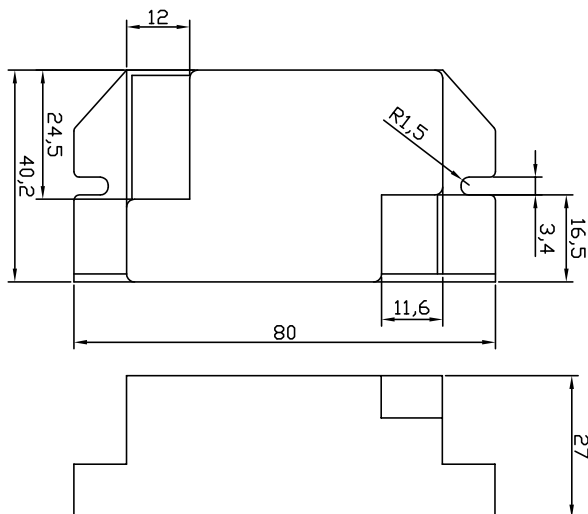



Figure 5



Mechanical Data



Product Image



Note : All Dimensions are in mm.

Tolerance=±0.5mm

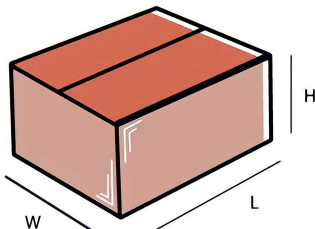
Wiring Diagrams



INPUT 2 PIN CONNECTOR	WHITE	LINE
	WHITE	NEUTRAL

OUTPUT 2 PIN CONNECTOR	GREY	NEGATIVE
	GREY	POSITIVE

Packaging



Master carton

OUTER DIMENSION		
L	W	H
(230mm)	(160mm)	(140mm)
Net Weight	Gross Weight	QUANTITY
(5.5 kg)	(6 kg)	60 pc.

Installation Instructions:

Connect Wires as per details given on the Driver Screen. Keep proper ventilation around the LED Driver and do not stack any object on it. Also a 10-15 cm clearance must be kept when the adjacent device is a heat source. Do not exceed the declared Hot spot temperature(Tc max) under any circumstances.

Fulham extends a limited warranty only to the original purchaser or to the first user for a period of **3 years @ Tc Max** from the date of manufacture when properly installed and operated under normal conditions of use. For complete terms and conditions, please reference the Fulham Product Catalog (www.fulham.com). Due to a program of continuous improvement, Fulham reserves the right to make modifications or variations in design or construction to the equipment described. © Fulham Company Limited, All Rights Reserved.