




At a Glance

At Fulham, we envision a world in which people choose from a wide range of ever-evolving lighting products and technologies, enabling them to intelligently control and enhance their “quality of light”, while also offering greater energy-efficiency and sustainable use of our precious energy resources.

Our cost-competitiveness, revered product reliability, and world-class customer care make us the preferred, trusted partner to clients worldwide.




LED Retrofit Kits



DC LED Retrofit Kits

Fulham's innovative, field-installable DC LED retrofit kits provide twice the lumens per watt of fluorescent, reducing energy use and lowering costs. Available in round and rectangular shapes with universal voltage and multiple dimming options. Retrofit kits include hardware and labels.



DirectAC Linear Engines

Low-profile, universal voltage retrofit kits featuring DirectAC Drive on integrated LED boards to simplify installation. New linear form factor allows retrofit of a wide range of luminaires. TRIAC / ELV dimmable, suitable for open or fully enclosed luminaires. Retrofit kits include hardware and labels.



LinearHO Modules & Kits

High output, easy-to-mount linear modules paired with efficient, high power drivers. Designed for use in highbays, vapor tights, and troffers, these cULus Classified kits are ideal for T5HO retrofit projects.



Fluorescent Ballasts



WorkHorse Ballasts

Extreme versatility: 15 models operate 211 lamps in 1349 combinations.

RaceHorse Ballasts

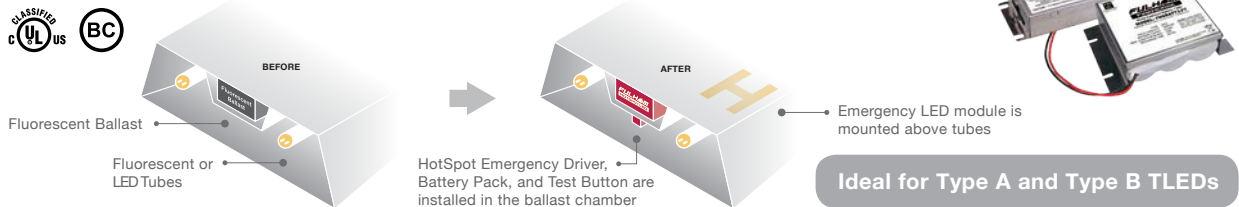
Universal voltage solutions for 4-pin CFL and T5HO lamps.



Emergency Solutions

HotSpot1: Field-Installable LED Emergency Lighting System

HotSpot1 kits for troffers are UL Classified, LED emergency lighting systems approved for field installation. They install discretely inside common troffers and other luminaires, and are available with a range of battery and module shapes and sizes.



Constant Power LED Emergency Drivers

HotSpot Constant Power emergency drivers bring field-installable backup power to LED luminaires. Driver and battery are combined in a single unit, with conduit feed and illuminated test switch for easy installation. Multiple lumen output options to provide at least 90 minutes of reliable emergency illumination.



FireHorse Fluorescent Emergency Ballasts

Versatile, dependable fluorescent emergency ballasts that are compatible with a wide range of fluorescent lamps and a growing selection of common TLEDs. Featuring universal voltage, CEC Title 20 compliant models that draw less than 1W in standby mode.



Exit Signs and Emergency Lighting

Reliable LED exit signs and emergency lights for every application. Wet location, remote-capable, and self-diagnostic options available.



FHEM10WH



FHEX26R



FHEC35G



Programmable LED Drivers



IP65
Models
Available

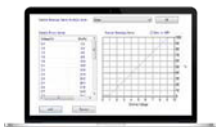
Create the perfect driver for any situation

Fulham's WorkHorse LED family of programmable drivers provides a simple, versatile solution for LED driver replacement. Powerful, intuitive programming features allow a single WorkHorse LED SKU to replace over 1600 fixed output driver SKUs.

- Wide programmable current range can be set in 1mA increments
- Programmable dimming curve allows step dimming and dim-to-off
- 0-10V, DALI, and wireless dimming models available in various sizes and configurations
- UNV (120-277V) & 347V input models available
- Compatible with Fulham SmartSet programming platform



TPSB-100
SmartSet Controller



SmartSet Software



www.fulham.com

12705 S. Van Ness Avenue, Hawthorne, CA 90250

+1 (323) 599-5000 • order@fulham.com

P/N: FLYER-GLANCE

All trademarks are the property of their respective owners.
©Fulham Co. Inc.