



Features

- Support DALI-2 dimming mode
- 10-level current output can be realized by DIP-switch
- Soft dimming and flicker-free at any brightness
- Dimming range 1~100%
- Standby power input<0.5W, meets the requirements of ErP certification
- High PF, high efficiency, low THD
- Independent input and output strain relief, stronger wiring
- Intelligent LED hot-plug protection function
- SELV and Class II design, suitable for use outside of the light
- Passed ENEC-TUV,CE,RCM,CCC,DALI-2 and other certifications
- IP20 protection grade, indoor use
- Nominal life-time up to 50,000 h

Interfaces

- DALI-2(DALI-2 DT6)

Functions

- Support central emergency application (dimming normal in DC input)
- Support self-contained emergency application
- Protective features (short-circuit,no-load, hot plug-in protection)

Suitable for lights

- Suitable for lights with independent drivers such as downlights, spotlights, panel lights, etc

Typical applications

- LED indoor lighting
- LED office lighting
- LED commercial lighting





T1A1240100S-40EE

SPECIFICATIONS



- **DALI-2 Constant Current LED Driver**
- **Multiple current selection through dip switch.**
- **Output Current: 550 - 1000mA**
- **Flicker Free: O/P Ripple current < 10%**
- **Output Wattage : 40W Max**
- **Output voltage range of 3-42Vdc**
- **Linear CRCA Cabinet**
- **Suitable For Dry Locations**
- **Application:**
 - Suitable for indoor SELV application
 - Suitable for Linear fixture for Office, Education, Storage area and Retail

General Specifications

Rated Input Voltage	200-240Vac,50/60Hz
Operating Input Voltage Range	180-264Vac,50/60Hz
Input Current	<0.3 @ 230Vac
Input Power	46W
Power Factor	>0.95 @ 230Vac/Full Load, >90 @ 230Vac/>30% Load
THD	<10% @ 230Vac/Full Load, THD <20% @ 230Vac/>30% Load
Efficiency (Typical)	89%
Driver Type	Constant Current DALI-2
Output Current	1000mA ±5%, 950mA ±5%, 900mA ±5%, 850mA ±5%, 800mA ±5%, 750mA ±5% 700mA ±5%, 650mA ±5%, 600mA ±5%, 550mA ±5% *Refer DIP switch Table for O/P current selection
Output Voltage Range	3-42Vdc (3-40Vdc @ 1000mA)
Output Power	40W
Number of Output Channels	1 Channel
Output Type	Class I
Dimming Controller Type	DALI-2
Ambient Operating Temperature Range	-20°C to 60°C
Max. Case Temperature	90°C
Input Surge Protection	2.5KV
Protections	Input Over Current : Non Resettable (Fuse) Output Short Circuit : Auto Recovery (HICCUP Mode) Output Open Circuit : Auto Recovery (HICCUP Mode) Output Overload : YES Over Temperature : Auto Recovery (HICCUP Mode)
Safety Standards	EN61347-1/2-13, GB19510.1/14, EN62384, IEEE1789
Dali Standards	IEC62386-101, 102, 207
Withstand Voltage	I/P-O/P:3750Vac, I/P-FG:1750Vac, O/P-FG:500Vac
Leakage Current	<0.75mA @ 240Vac
Isolation resistance	I/P-O/P:100MΩ / 500Vdc / 25°C / 70% RH
Life	50,000 Hours @85°C
Approvals / Class	SELV Equivalent
Warranty	3 Years
Weight	0.210 Kg

Note : Suitable for indoor application only

Fulham extends a limited warranty only to the original purchaser or to the first user for a period of **03 years @ Tc 85°C** from the date of manufacture when properly installed and operated under normal conditions of use. For complete terms and conditions, please reference the Fulham Product Catalog (www.fulham.com). Due to a program of continuous improvement, Fulham reserves the right to make modifications or variations in design or construction to the equipment described. © Fulham Company Limited, All Rights Reserved.

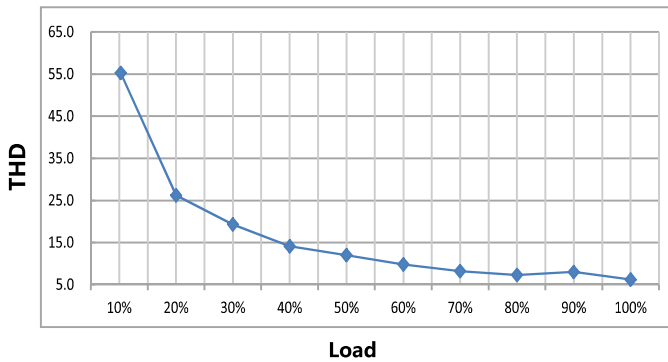
DIP Switch Chart :

Remark: this current is factory default.
 this Switch is off.

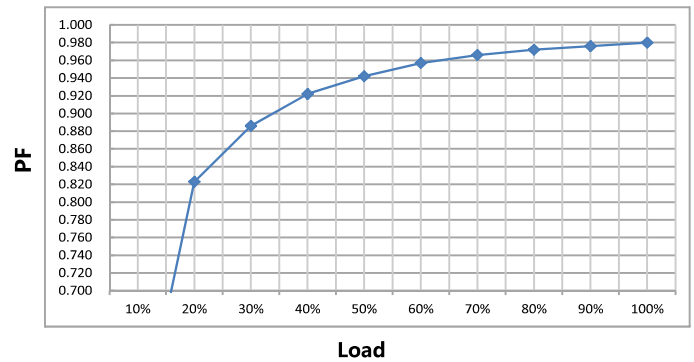
Switching selection sheet								
Pin(W) typ.	Output			Switch				
	Prated(W)	Irated(mA)	Voltage(Vdc)	1	2	3	4	
27.0	23.1	550	<input type="checkbox"/> 3-42	<input checked="" type="checkbox"/>	ON	ON	ON	
29.0	25.2	600	<input type="checkbox"/> 3-42	ON	<input checked="" type="checkbox"/>	ON	ON	
31.5	27.3	650	<input type="checkbox"/> 3-42	<input checked="" type="checkbox"/>	<input checked="" type="checkbox"/>	ON	ON	
33.5	29.4	700	<input type="checkbox"/> 3-42	<input checked="" type="checkbox"/>	ON	<input checked="" type="checkbox"/>	ON	
36.0	31.5	750	<input type="checkbox"/> 3-42	<input checked="" type="checkbox"/>	<input checked="" type="checkbox"/>	<input checked="" type="checkbox"/>	ON	
38.5	33.6	800	<input type="checkbox"/> 3-42	ON	ON	ON	<input checked="" type="checkbox"/>	
41.0	35.7	850	<input type="checkbox"/> 3-42	<input checked="" type="checkbox"/>	<input checked="" type="checkbox"/>	ON	<input checked="" type="checkbox"/>	
43.0	37.8	900	<input type="checkbox"/> 3-42	<input checked="" type="checkbox"/>	ON	<input checked="" type="checkbox"/>	<input checked="" type="checkbox"/>	
46.0	39.9	950	<input type="checkbox"/> 3-42	ON	<input checked="" type="checkbox"/>	<input checked="" type="checkbox"/>	<input checked="" type="checkbox"/>	
46.0	40.0	1000	<input checked="" type="checkbox"/> 3-40	<input checked="" type="checkbox"/>	<input checked="" type="checkbox"/>	<input checked="" type="checkbox"/>	<input checked="" type="checkbox"/>	

Before use, always check dipswitch settings!

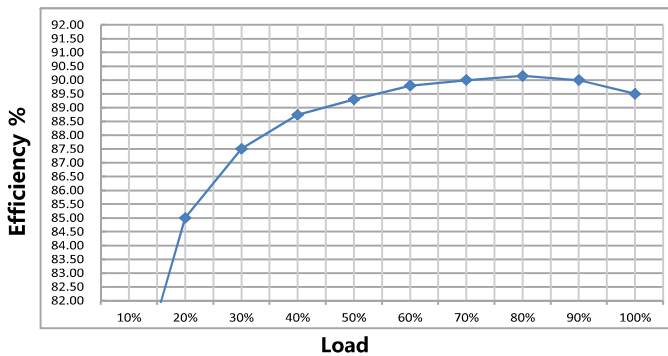
THD vs. Load



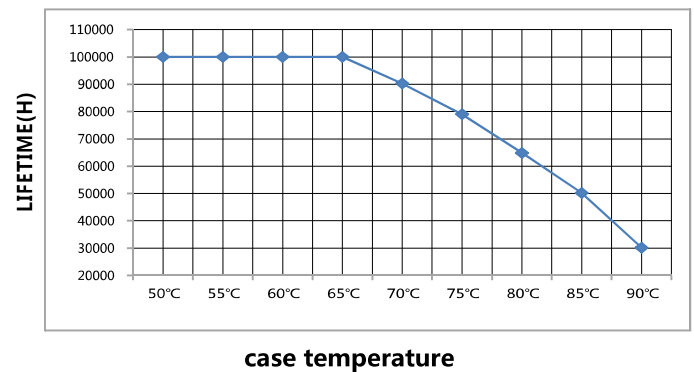
Power factor vs. Load



Efficiency vs. Load



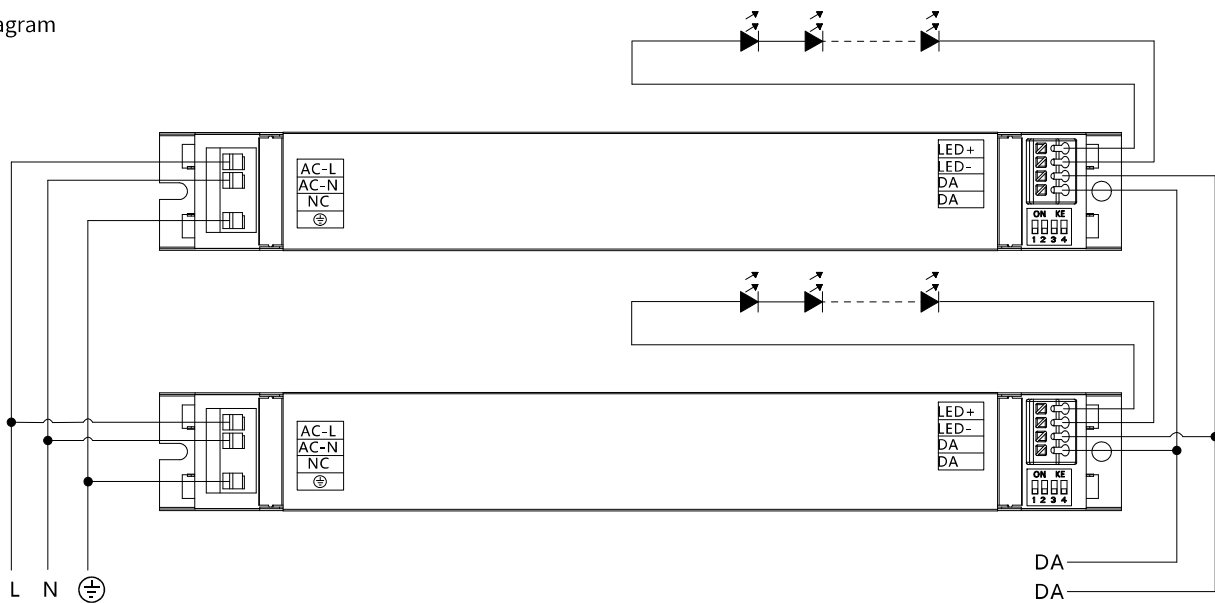
Lifetime vs. case temperature



Fulham extends a limited warranty only to the original purchaser or to the first user for a period of **03 years @ Tc 85°C** from the date of manufacture when properly installed and operated under normal conditions of use. For complete terms and conditions, please reference the Fulham Product Catalog (www.fulham.com). Due to a program of continuous improvement, Fulham reserves the right to make modifications or variations in design or construction to the equipment described. © Fulham Company Limited, All Rights Reserved.

DALI dimming application

Wiring diagram



Activating DALI control mode

- After installation according to the wiring diagram of DALI control application, the driver will automatically switch to the DALI control mode after receiving any DALI command.

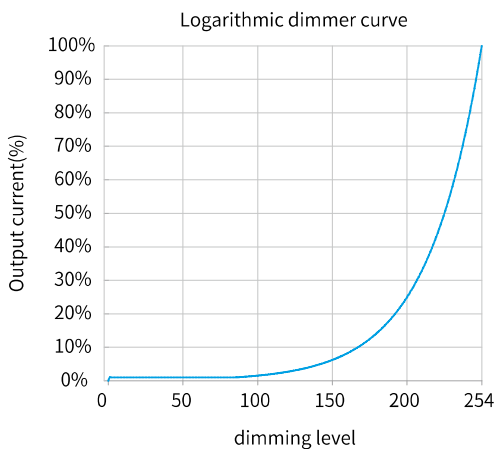
Remarks:

- Standard DALI control line voltage range: 9.5V to 22.5V, type 16V.
- The two DALI control lines polarity-reversible.
- Max. 64 DALI drivers per DALI control line.
- The maximum distance length of the DALI control line is 300m at $2 \times 1.5\text{mm}^2$.
- DALI bus can be wired together with any mains voltage cables, but separate wiring is recommended.

Wiring distance vs cable size

Cable size	Distance
$2 \times 0.5\text{mm}^2$	max.100m
$2 \times 0.75\text{mm}^2$	max.150m
$2 \times 1.00\text{mm}^2$	max.200m
$\geq 2 \times 1.50\text{mm}^2$	max.300m

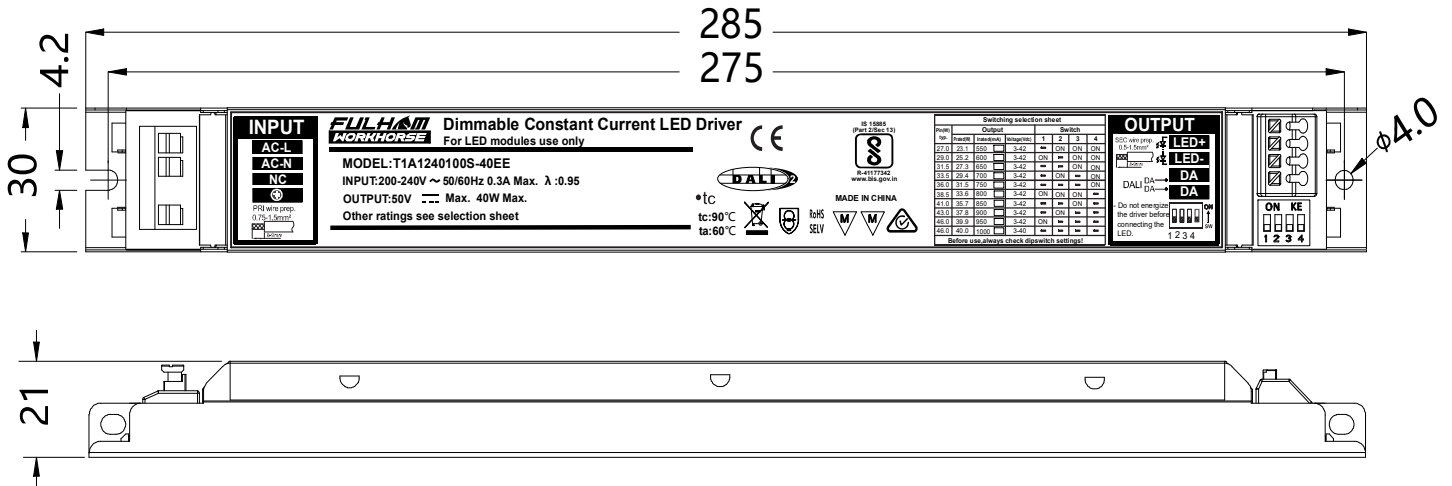
Dimming curve



Remarks: The dimming curve can be selected by DALI configuration. The default is logarithmic dimming curve.

Fulham extends a limited warranty only to the original purchaser or to the first user for a period of **03 years @ Tc 85°C** from the date of manufacture when properly installed and operated under normal conditions of use. For complete terms and conditions, please reference the Fulham Product Catalog (www.fulham.com). Due to a program of continuous improvement, Fulham reserves the right to make modifications or variations in design or construction to the equipment described. © Fulham Company Limited, All Rights Reserved.

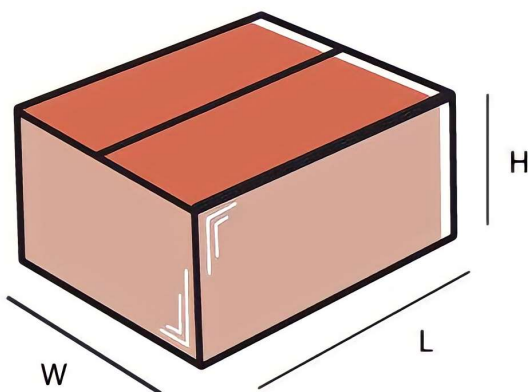
Mechanical Data :



Note : All Dimensions are in mm.

Tolerance=±0.5mm

Packaging



Master carton

OUTER DIMENSION		
L	W	H
355mm	325mm	170mm
Net Weight	Gross Weight	QUANTITY
7.21 kg	8.4 kg	35 pc.

Installation Instructions:

Connect Wires as per details given on the Driver Screen. Keep proper ventilation around the LED Driver and do not stack any object on it. Also a 10-15 cm clearance must be kept when the adjacent device is a heat source. Do not exceed the declared Hot spot temperature(Tc max) under any circumstances.

Fulham extends a limited warranty only to the original purchaser or to the first user for a period of **03 years @ Tc 85°C** from the date of manufacture when properly installed and operated under normal conditions of use. For complete terms and conditions, please reference the Fulham Product Catalog (www.fulham.com). Due to a program of continuous improvement, Fulham reserves the right to make modifications or variations in design or construction to the equipment described. © Fulham Company Limited, All Rights Reserved.