

FEATURES

- Supports DALI-2 + PUSH DIM Control + NFC
- Inbuilt CLO Function
- Compliance to DALI-2 PART 101, 102, 207, 250, 251, 252, 253
- DALI Function setting through NFC
 - O/P Current setting in step of 1mA.
 - Set Min-Max level.
 - Set system failure level.
 - Set power on level.
 - Set address manually 0 to 63.
 - Create Groups manually 1 to 16.
 - Set Fade time.
 - Set fade rate.
 - change dimming curve manually Linear OR Logarithmic.
 - Set Scenes manually.
- SELV CLASS II Design.
- Dimming range 0.1% to 100%.
- High PF, Low THD, High Efficiency.
- CE, Flicker free.
- Life 50,000hrs.
- Suitable for indoor use only.

INTERFACE

- DALI-2 DT6
- PUSH-DIM

FUNCTIONS

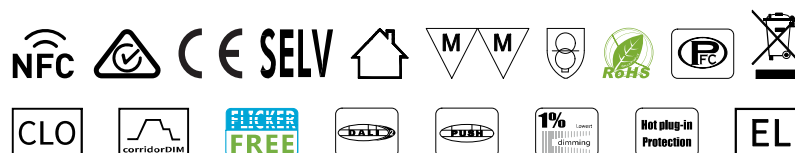
- Memory function
- Suitable for emergency lighting (EL)
- Protection features (short circuit, open circuit, over load, no load, hot plug-in)

SUITABLE FOR LIGHTS

- Suitable for Linear lights, tri-proof lights, working lights and other linear or ultra thin lights.

TYPICAL APPLICATIONS

- LED Indoor lighting.
- LED Office lighting.
- LED Commercial lighting.



- | | | |
|--|---|---|
| <ul style="list-style-type: none"> • Dimmable Constant Current 1-Channel LED Driver with DALI DT6 • Support DALI dimming function • Dimming range 0.1 to 100% • NFC Programable • DALI PART 101, 102, 207, 251, 252 & 253 | <ul style="list-style-type: none"> • Inbuilt CLO Function • Output Wattage : 15W Max • Output voltage range of 3-42Vdc • Output Current: 200 - 700mA • Flicker-free Output ripple current <5% | <p>Application</p> <ul style="list-style-type: none"> • - LED indoor lighting - LED office lighting - LED architectural lighting - LED panel lamp lighting |
|--|---|---|

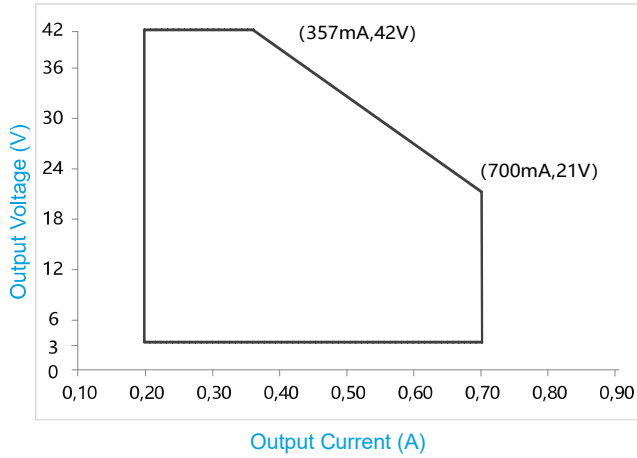
General Specifications

Rated Input Voltage	240VAC ±10%, 50/60Hz	
Operating Input Voltage Range	196-264VAC, 50/60Hz	
Input Current Max.	0.10 @ 230Vac	
Input Power	20W	
Power Factor	>0.96 @ 230Vac Full Load	
Power Factor (Min)	0.92 @ 230Vac Max Voltage full load	
THD	<15% @ 230Vac Full Load	
Efficiency (Typical)	75%	
Driver Type	Constant Current DALI-2	
Output Current	200mA to 700mA ±5% (Current setting through NFC, with step of 0.1mA)	
	Default 350mA *Refer Voltage vs O/P current graph	
Output Voltage Range	3-42Vdc	
Dimming Controller Type	DALI-2 (Amplitude/CCR dimming)	
Output Power	15W	
Output ripple current	<5%, Flicker Free at 100Hz	
Number of Output Channels	1 Channel	
Output Type	Class II	
Ambient Operating Temperature Range	-20°C to 60°C	
Max. Case Temperature	85°C	
Input Surge Protection	2KV	
Protections	Input Over Current	: Non Resettable (Fuse)
	Output Short Circuit	: Auto Recovery (HICCUP Mode)
	Output Open Circuit	: Auto Recovery (HICCUP Mode)
	Output Overload	: YES
	Over Temperature	: Auto Recovery (HICCUP Mode)
Standards	EN55015, EN61000-3-2, EN61000-3-3	
	EN61547, EN61000-4-2,3,4,5,6,8,11	
	EN61347-1, EN61347-2-13	
	IEEE1789	
Withstand Voltage	I/P-O/P:3750Vac, I/P-FG:1750Vac, O/P-FG:500Vac, I/P-DALI:500Vac	
Leakage Current	<0.5mA @ 240Vac	
Isolation resistance	I/P-O/P:100MΩ / 500Vdc / 25°C / 70% RH	
Life	50,000 Hours @ 75°C	
Approvals / Class	SELV Equivalent	
Warranty	5 Years at Tc 75°C	
Weight	0.110 Kg	

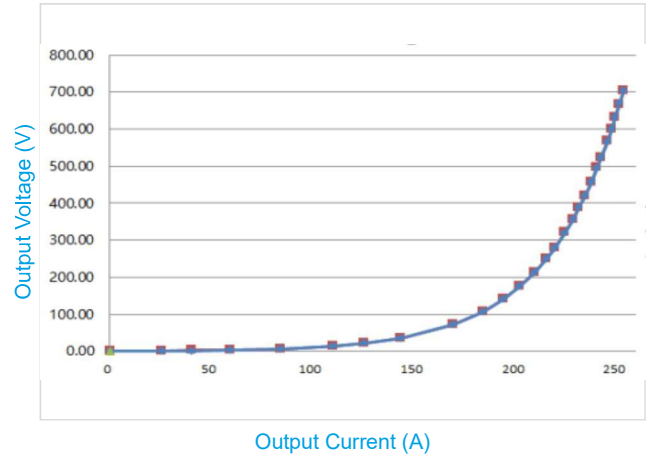
Note : Suitable for indoor application only

Fulham extends a limited warranty only to the original purchaser or to the first user for a period of **05 years @ Tc 75°C** from the date of manufacture when properly installed and operated under normal conditions of use. For complete terms and conditions, please reference the Fulham Product Catalog (www.fulham.com). Due to a program of continuous improvement, Fulham reserves the right to make modifications or variations in design or construction to the equipment described. © Fulham Company Limited, All Rights Reserved.

Voltage and current operating window

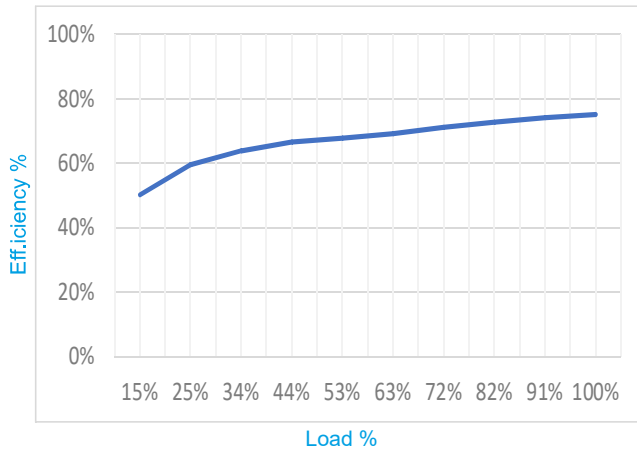


Dimming Curve

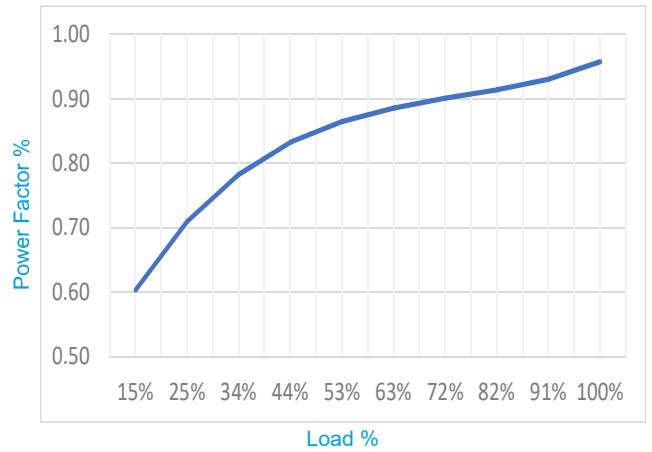


Remarks: The default is logarithmic dimming curve.

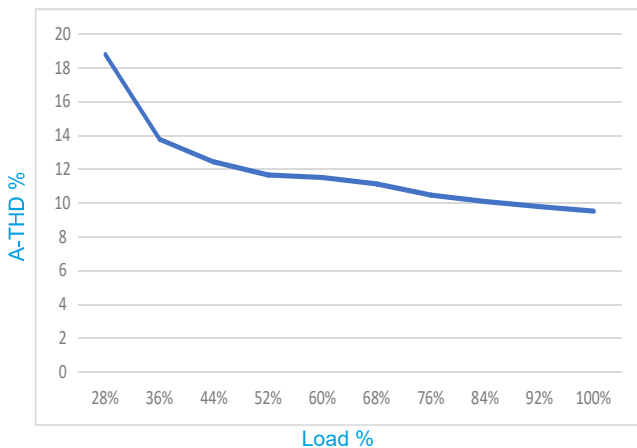
Typical Efficiency Vs Load %



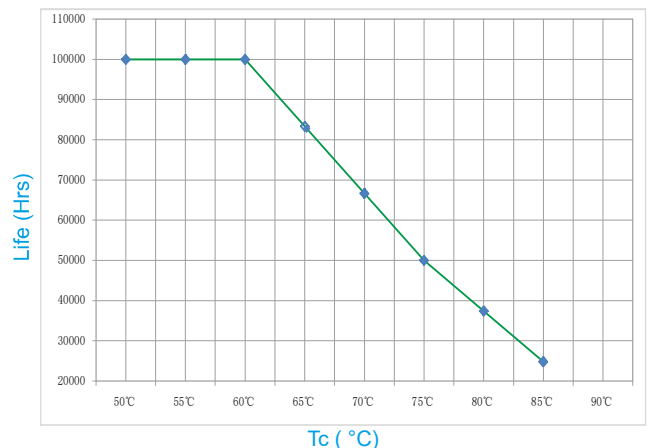
Power factor vs Load



A-THD Vs Load %

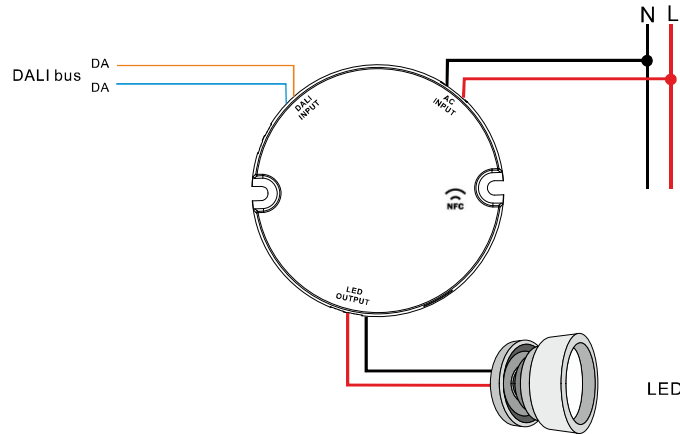


Life VS Tc



Fulham extends a limited warranty only to the original purchaser or to the first user for a period of **05 years @ Tc 75°C** from the date of manufacture when properly installed and operated under normal conditions of use. For complete terms and conditions, please reference the Fulham Product Catalog (www.fulham.com). Due to a program of continuous improvement, Fulham reserves the right to make modifications or variations in design or construction to the equipment described. © Fulham Company Limited, All Rights Reserved.

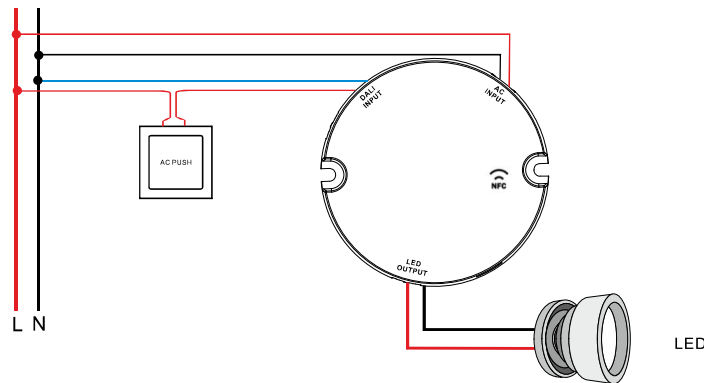
DALI dimming application



Activating DALI control mode

- After installation according to the wiring diagram of DALI control application, the driver will automatically switch to the DALI control mode after receiving any DALI command.

PUSH dimm



Using PUSH DIM controls:

After installation according to the wiring diagram of PUSH-DIM control application,

1. Press PUSH switch it will increase the Brightness, release the witch and again press PUSH switch it will Reduce the Brightness.

Multiple lights synchronize control operation

method 1: Step 1: long press the PUSH-DIM switch, confirm each light is on.

Step 2: short press the PUSH-DIM switch, confirm each light is off.

Step 3: long press the PUSH-DIM switch, confirm each light is from darkest to brightest and all the lights are synchronous.

method 2: - Long press the PUSH-DIM dimming switch for more than 15s, all drivers will output 100% brightness and the color temperature is natural white (middle of color temperature range).

Remarks:

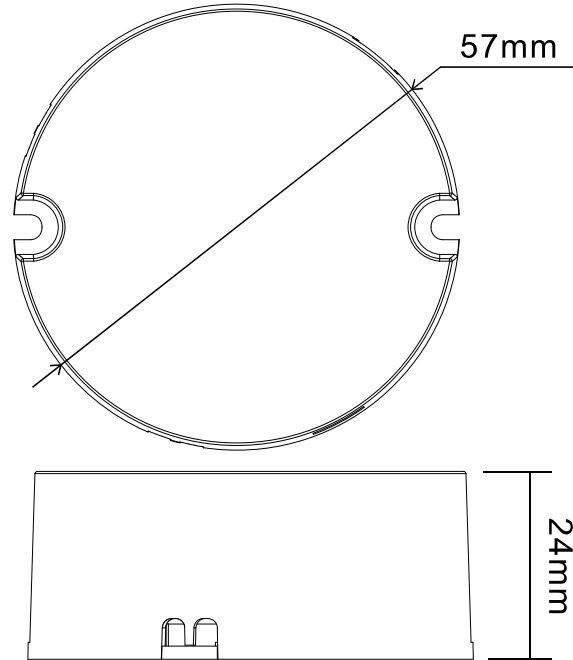
- Standard DALI control line voltage range: 9.5V to 22.5V, type 16V.
- The two DALI control lines polarity-reversible.
- Max. 64 DALI drivers per DALI control line.
- The maximum distance length of the DALI control line is 300m at $2 \times 1.5\text{mm}^2$.
- DALI bus can be wired together with any mains voltage cables, but separate wiring is recommended.

Wiring distance vs cable size

Cable size	Distance
$2 \times 0.50\text{mm}^2$	max.100m
$2 \times 0.75\text{mm}^2$	max.150m
$2 \times 1.00\text{mm}^2$	max.200m
$\geq 2 \times 1.50\text{mm}^2$	max.300m

Fulham extends a limited warranty only to the original purchaser or to the first user for a period of **05 years @ Tc 75°C** from the date of manufacture when properly installed and operated under normal conditions of use. For complete terms and conditions, please reference the Fulham Product Catalog (www.fulham.com). Due to a program of continuous improvement, Fulham reserves the right to make modifications or variations in design or construction to the equipment described. © Fulham Company Limited, All Rights Reserved.

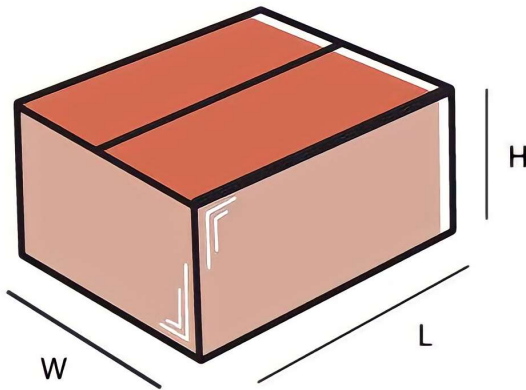
Mechanical Data :



Note : All Dimensions are in mm.

Tolerance=±0.5mm

Packaging



Master carton

OUTER DIMENSION		
L	W	H
195mm	195mm	165mm
Net Weight	Gross Weight	QUANTITY
4.28 kg	4.35 kg	45 pc.

Installation Instructions:

Connect Wires as per details given on the Driver Screen. Keep proper ventilation around the LED Driver and do not stack any object on it. Also a 10-15 cm clearance must be kept when the adjacent device is a heat source. Do not exceed the declared Hot spot temperature(Tc max) under any circumstances.

Fulham extends a limited warranty only to the original purchaser or to the first user for a period of **05 years @ Tc 75°C** from the date of manufacture when properly installed and operated under normal conditions of use. For complete terms and conditions, please reference the Fulham Product Catalog (www.fulham.com). Due to a program of continuous improvement, Fulham reserves the right to make modifications or variations in design or construction to the equipment described. © Fulham Company Limited, All Rights Reserved.