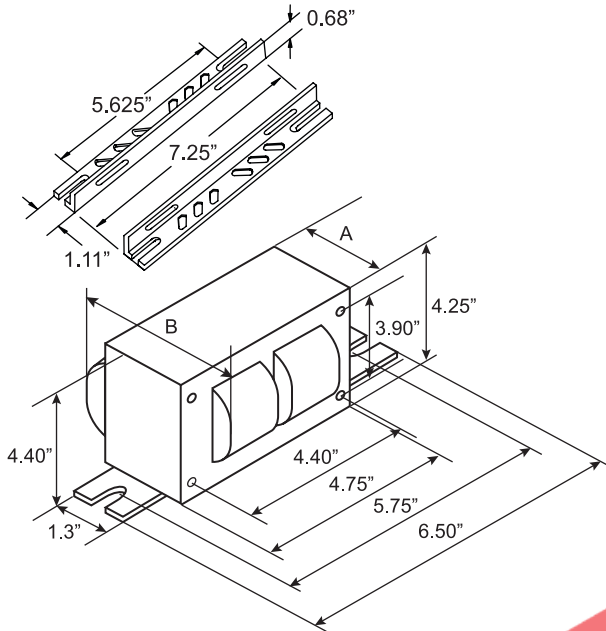


### Mechanical Data:

4.25" x 4.75" CORE-2 COIL UNIT



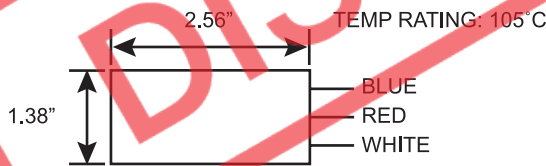
DIMENSION A	1.77 IN
DIMENSION B	3.74 IN
TOTAL WEIGHT	11.02 LBS
LEAD LENGTHS	12 IN

HARDWARE KIT: HH-MH-HDW2      CLAMP: HH-MH-IGCLMP  
 2 2" Thru-Bolts      4 Flat Washers  
 2 Lock Washers      2 Nuts

### Electrical Data:

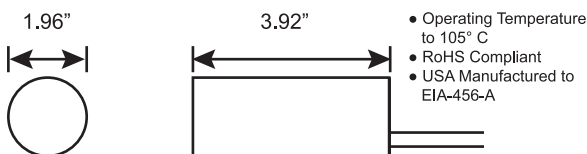
INPUT VOLTS	120	208	240	277
MINIMUM STARTING TEMPERATURE	-20°F or -30°C			
POWER FACTOR	90%			
ANSI CODE	400 WATTS LAMP, M135/M155			
CIRCUIT TYPE	CWA			
WATTS INPUT	445			
MAX INPUT CURRENT	3.745	2.210	1.829	1.637
NOM. OPEN CIRCUIT VOLTAGE	265			
RECOMMENDED FUSE (Amps)	10	6	5	4
REGULATION				
LINE VOLTS	±10%			
LAMPS WATTS	±10%			
INPUT WATTS AT LAMP DROPOUT	72	117	132	145
LINE CURRENT (AMPS)				
OPERATING	3.745	2.210	1.829	1.637
OPEN CIRCUIT	2.854	1.777	1.484	1.277
STARTING	2.483	1.349	1.156	1.018
UL TEMPERATURE RATINGS				
INSULATION CLASS	H(180)			
COIL TEMPERATURE CODE	1029			
CAPACITOR REQUIREMENT				
MFD	26µF			
MIN VOLT	400			
IGNITOR				
PART NUMBER	HH-MH-IG250-400			
MAX DIST TO LAMP	2 FT			
60Hz TEST PROCEDURES				
HIGH POTENTIAL TEST (VOLTS)	1 MIN: 2000, 2 SEC: 2500			
OPEN CIRCUIT VOLTAGE TEST (VOLTS)	240-290			
SHORT CIRCUIT CURRENT TEST (AMPS)	3.64-4.45			
SECONDARY CURRENT				
INPUT CURRENT	2.674	1.545	1.322	1.152

### Ignitor:

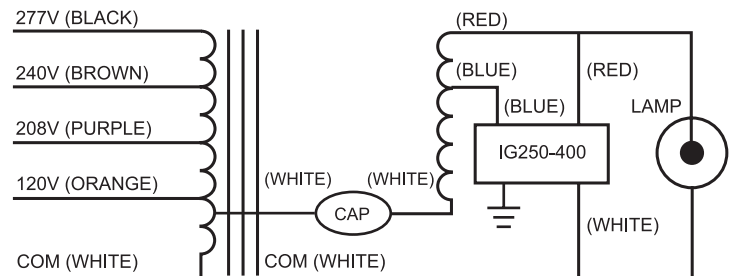


### Capacitor:

Dry Capacitor: HHMH-DCAP-400P



### Wiring Diagram:



### Options:

Basic Ballast Kit includes Ballast, Ignitor and Mounting Hardware only.  
 For capacitor option, add Base Model No. and one Capacitor code:  
**D** = Dry Kit: Ballast + Ignitor + Dry Capacitor + Mounting Hardware  
**W** = Wet Kit: Ballast + Ignitor + Wet Capacitor + Mounting Hardware

HID Ballast and Lamp Kits also available; please see website [www.fulham.com](http://www.fulham.com).