



# VMU240095HB8xxA

## 13" ROUND DC MODULE, SINGLE CHANNEL INPUT, 2400mA MAX

- Suitable for high output low bay, high bay applications
- Single channel input
- For use in UL Class 2 lighting systems
- High lumen, high efficacy
- Suitable for DLC applications: L70 >60,000hrs/L90 =40,000hrs
- Meets UL8750 recognized
- RoHS compliant

### General Specifications

	Min.	Typical	Max.
Input Voltage <sup>①</sup>	34VDC	38.2VDC	42VDC
Input Current <sup>①</sup>	400 mA	2400mA	2400mA
Input Power <sup>①</sup>	13.9W	91.7W	101W
Initial Lumens @4000K / 80CRI		14,701 lumens	
Initial Efficacy @4000K / 80CRI		160 lm/W	
Beam Angle	120°		
CRI	80CRI standard, 90CRI available		
Storage Temperature Range	-40°C to 100°C / -40°F to 212°F		
Operating Temperature Range (ta)	-40°C to 55°C / -40°F to 131°F		
Maximum Case Temperature (Tc)	L70: Tc max 105°C / L90: Tc max 105°C		
Estimated Lumen Maintenance <sup>②</sup>	L70: >60,000Hrs / L90: 40,000Hrs		
Color Consistency	Binning per ANSI C78.377-2015 @ 25°C; 3 SDCM		
Overall Size	13" Dia. x 0.24" H (330.2mm Dia. x 6.1mm H)		
PCB Material / Thermal Conductivity	MCPCB (Aluminum Clad), 1.6mm thickness, 2oz copper, 1.5W/mK		
LED Quantity	208pcs, Mid power 2835 0.5W		
Module Weight	350g / 0.77lb		
PCB Part Number	PTL032C02M1		
Maximum Screw Installation Torque	25 inch - ounces		
Connector Type	Wago 2060-452 (2 pin connector)		
Packaging: Master Carton	20pcs/carton		
Thermal Feedback	Not Available		
Safety/Compliance	cURus (File # E351548) Suitable for UL Class 2 Lighting Systems RoHS Compliant Dry and Damp Location		
Energy Efficiency Label (EEI-Label)	A++		
Warranty	5 years @ Max. Tc from the date of manufacture		

<sup>①</sup>Nominal ratings. Performance based on Tc mod = 25°C. See thermal de-rating chart (pg. 4) for higher temperature operation

<sup>②</sup>TM-21 Reported Numbers



# VMU240095HB8xxA

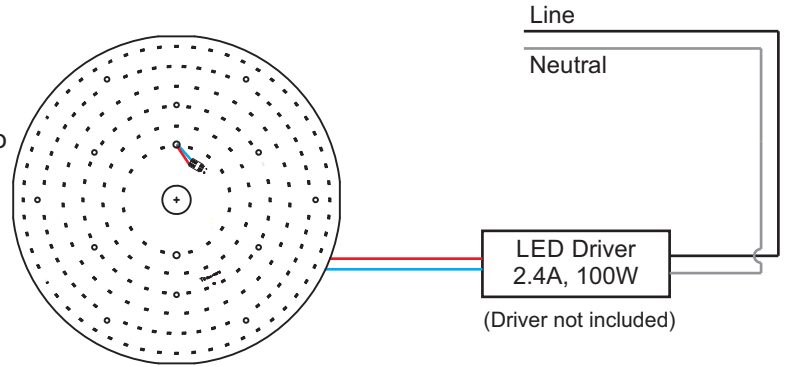


## Electrical and Optical Specifications

### Wiring Diagram:

Connect with single driver: the driver output connect to the push-wire connectors on PCB.

Driver requirement: Max. 2.4A, 100W.



LED Module Part Number	Number of LED	Input Current per channel	Nom. Forward Voltage	Nom. Rated Power	Max. Fwd. Voltage	Max. Rated Power	Nom. Lum. Flux @4000K/80 CRI	Nom. Efficacy @4000K/80 CRI
VMU240095HBxxxA	208	400 mA	34.9 V	13.9 W	38 V	15 W	2794 lm	200 lm/W
		450 mA	35.0 V	15.8 W	39 V	18 W	3137 lm	199 lm/W
		500 mA	35.1 V	17.6 W	39 V	20 W	3480 lm	198 lm/W
		550 mA	35.3 V	19.4 W	39 V	21 W	3821 lm	197 lm/W
		600 mA	35.4 V	21.2 W	39 V	23 W	4160 lm	196 lm/W
		650 mA	35.5 V	23.1 W	39 V	25 W	4498 lm	195 lm/W
		700 mA	35.6 V	24.9 W	39 V	27 W	4834 lm	194 lm/W
		750 mA	35.7 V	26.7 W	39 V	29 W	5168 lm	193 lm/W
		800 mA	35.8 V	28.6 W	39 V	31 W	5501 lm	192 lm/W
		850 mA	35.8 V	30.5 W	39 V	33 W	5831 lm	191 lm/W
		900 mA	35.9 V	32.3 W	40 V	36 W	6160 lm	190 lm/W
		950 mA	36.0 V	34.2 W	40 V	38 W	6486 lm	190 lm/W
		1000 mA	36.1 V	36.1 W	40 V	40 W	6811 lm	189 lm/W
		1050 mA	36.2 V	38.0 W	40 V	42 W	7133 lm	188 lm/W
		1100 mA	36.3 V	39.9 W	40 V	44 W	7453 lm	187 lm/W
		1150 mA	36.3 V	41.8 W	40 V	46 W	7770 lm	186 lm/W
		1200 mA	36.4 V	43.7 W	40 V	48 W	8085 lm	185 lm/W
		1250 mA	36.5 V	45.6 W	40 V	50 W	8397 lm	184 lm/W
		1300 mA	36.6 V	47.6 W	40 V	52 W	8707 lm	183 lm/W
		1350 mA	36.7 V	49.5 W	40 V	54 W	9014 lm	182 lm/W
		1400 mA	36.7 V	51.4 W	40 V	56 W	9318 lm	181 lm/W
		1450 mA	36.8 V	53.4 W	40 V	58 W	9620 lm	180 lm/W
		1500 mA	36.9 V	55.3 W	41 V	62 W	9918 lm	179 lm/W
		1550 mA	37.0 V	57.3 W	41 V	64 W	10214 lm	178 lm/W
		1600 mA	37.0 V	59.3 W	41 V	66 W	10506 lm	177 lm/W
		1650 mA	37.1 V	61.2 W	41 V	68 W	10795 lm	176 lm/W
		1700 mA	37.2 V	63.2 W	41 V	70 W	11081 lm	175 lm/W
		1750 mA	37.3 V	65.2 W	41 V	72 W	11364 lm	174 lm/W
1800 mA	37.3 V	67.2 W	41 V	74 W	11643 lm	173 lm/W		
1850 mA	37.4 V	69.2 W	41 V	76 W	11919 lm	172 lm/W		
1900 mA	37.5 V	71.2 W	41 V	78 W	12191 lm	171 lm/W		
1950 mA	37.6 V	73.2 W	41 V	80 W	12460 lm	170 lm/W		
2000 mA	37.6 V	75.3 W	41 V	82 W	12725 lm	169 lm/W		
2050 mA	37.7 V	77.3 W	41 V	84 W	12986 lm	168 lm/W		
2100 mA	37.8 V	79.3 W	42 V	88 W	13243 lm	167 lm/W		
2150 mA	37.8 V	81.4 W	42 V	90 W	13496 lm	166 lm/W		
2200 mA	37.9 V	83.4 W	42 V	92 W	13745 lm	165 lm/W		
2250 mA	38.0 V	85.5 W	42 V	95 W	13990 lm	164 lm/W		
2300 mA	38.1 V	87.5 W	42 V	97 W	14231 lm	163 lm/W		
2350 mA	38.1 V	89.6 W	42 V	99 W	14468 lm	161 lm/W		
2400 mA*	38.2 V	91.7 W	42 V	101 W	14701 lm	160 lm/W		



# VMU240095HB8xxA

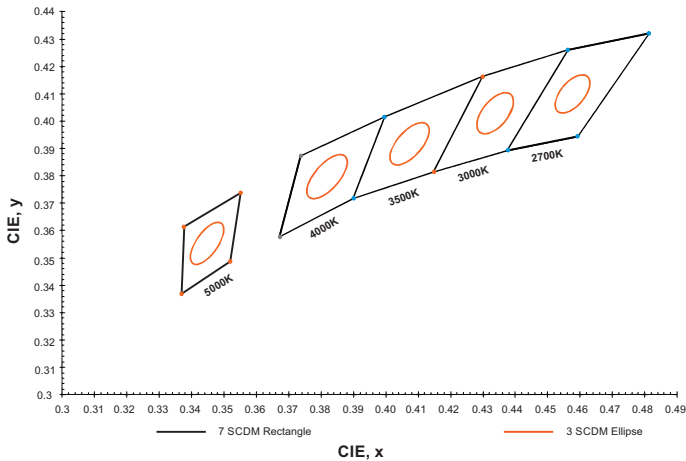
## Luminous Flux De-Rating: CCT and CRI Multipliers

	2700K	3000K	3500K	4000K	5000K	5700K	6500K
CRI 80(R9> 0)	0.924	0.951	0.965	1.000	1.014	1.007	1.000
CRI 90(R9>50)	0.774	0.836	0.829	0.850	0.864	0.864	0.850

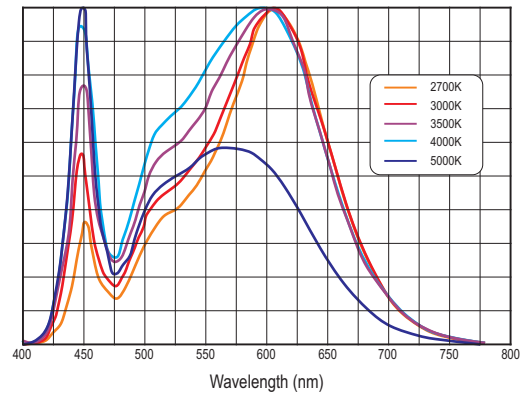
### NOTES:

- 1) Performance data on pg.2 is based on Tc mod = 25°C. See thermal de-rating chart (pg. 4) for higher temperature operation
- 2) Standard lumen output and efficacy is calculated for standard options. Reference CCT & CRI vs Luminous Flux chart for lumen ratio calculation.
- 3) Specifications are subject to change without notice.
- 4) The LED DC Module can be configured with different LED chip quantities, series and parallel design configurations to meet a specific design requirement. Contact Fulham for further assistance.
- 5) Modules may be operated at a current less than or equal to the max. rating, below the max. Tc.
- 6) 70CRI is NOT available.

## Color and Binning



## Optical Spectrum



### NOTES:

- 1) The Color and Binning and Optical Spectrum charts are for reference only. For more detailed info, contact factory.
- 2) Reference Samsung Chromaticity Diagram for Color and Binning. Binning per ANSI C78.377-2015 @ 25°C; 3 SDCM.
- 3) The Optical Spectrum values vary depending on product type and color rank.



# VMU240095HB8xxA



## Thermal Specifications

### DC Module

Storage Temperature Range	-40 to 100°C / -40 to 212°F
Operating Ambient Temperature Range (ta)	-40 to 55°C / -40 to 131°F
Maximum Case Temperature (Tc)	L70 = 105°C (221°F) / L90 = 105°C (221°F)

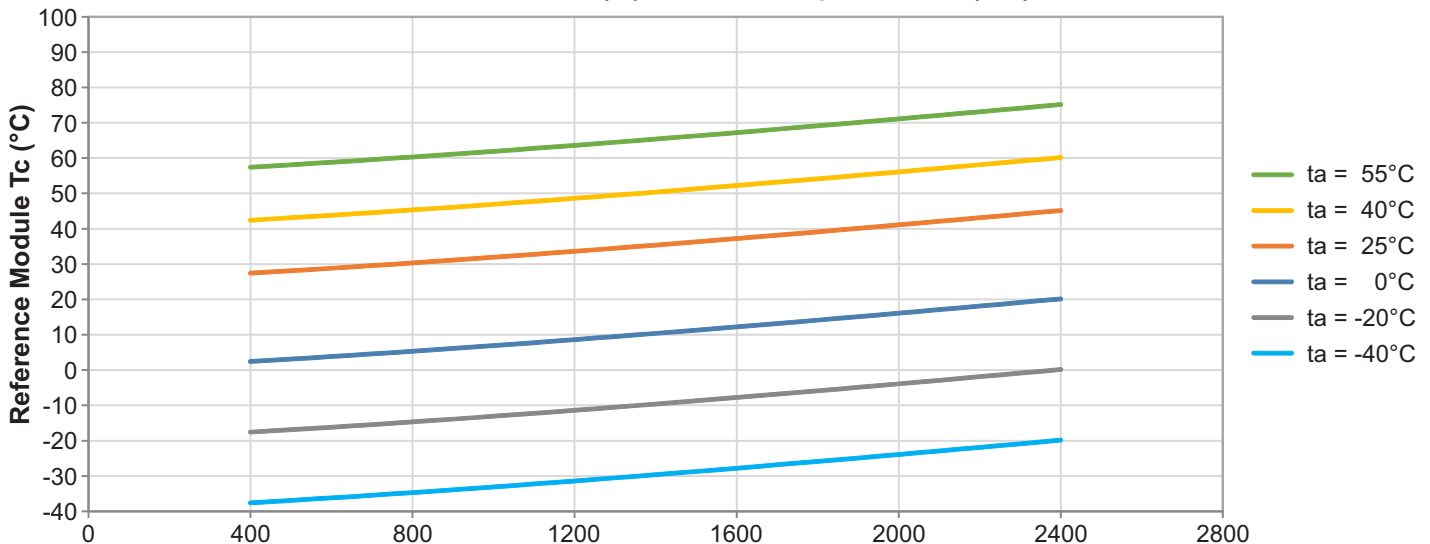


## Thermal De-Rating:

### Tc vs. Luminous Flux vs. Forward Voltage

Module Case Temperature (Tc)	Total Vf Multiplier	Luminous Flux Multiplier
25°C	1.000	1.000
30°C	0.998	0.992
35°C	0.997	0.983
40°C	0.995	0.975
45°C	0.993	0.966
50°C	0.992	0.958
55°C	0.990	0.949
60°C	0.988	0.941
65°C	0.986	0.932
70°C	0.985	0.924
75°C	0.983	0.915
80°C	0.981	0.907
85°C	0.980	0.899
90°C	0.978	0.890
95°C	0.976	0.882
100°C	0.975	0.873
105°C	0.973	0.865

### Module Tc vs. Ambient (ta) vs. Module Input Current (mA)



#### NOTES:

#### Module Input Current, per channel (mA)

1) Chart "Module Tc vs. Ambient (ta) vs. Module Input Current (mA)" for reference only in an open ambient. The performance with in a luminaire will vary depending on the size and material of luminaire.



# VMU240095HB8xxA



## Certification Chart

Model	VMU240095HB8xxA
RoHS COMPLIANT	YES
UL US	YES
CE	YES
Energy Efficiency Label (EEL-Label)	A++
Suitable for UL Class 2 Lighting System	YES

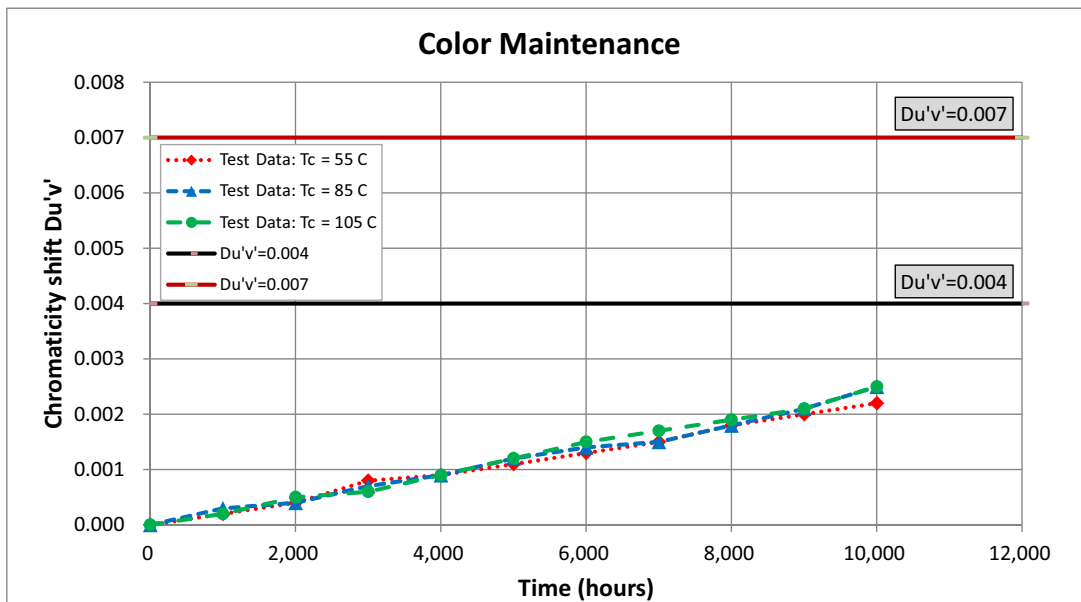
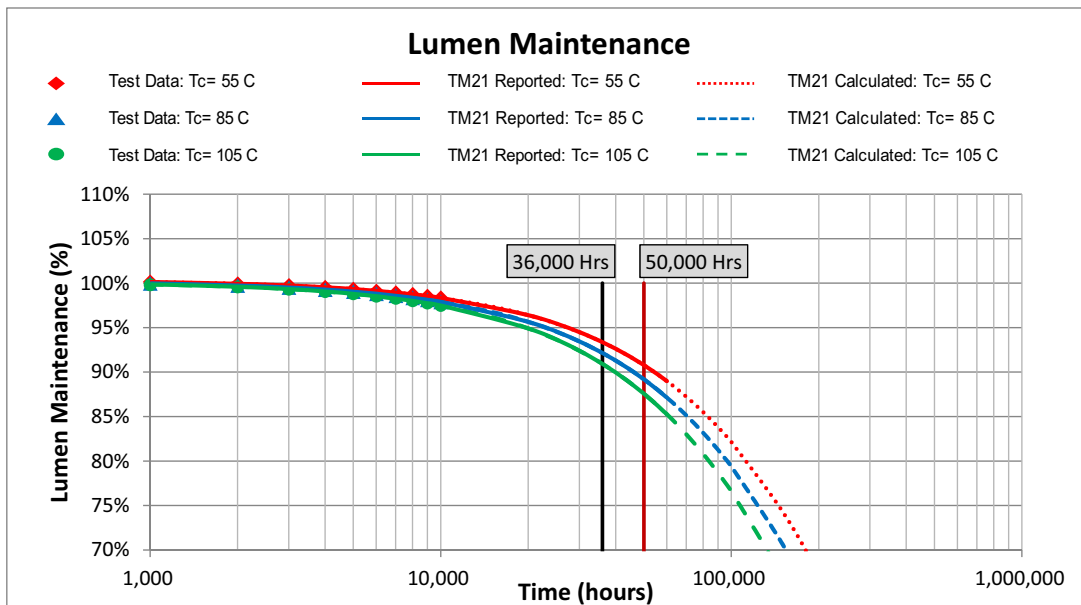
## Energy Star™ TM-21 Calculator Data

Tc Module	Reported L70	Reported L90
55°C	>60,000 Hrs	54,000 Hrs
85°C	>60,000 Hrs	46,000 Hrs
105°C	>60,000 Hrs	40,000 Hrs

Tc Module	Calculated L70	Calculated L90
55°C	180,000 Hrs	54,000 Hrs
85°C	154,000 Hrs	46,000 Hrs
105°C	133,000 Hrs	40,000 Hrs

## LED Lumen & Color Maintenance Data per LM-80 report and TM-21 Calculator





# VMU240095HB8xxA

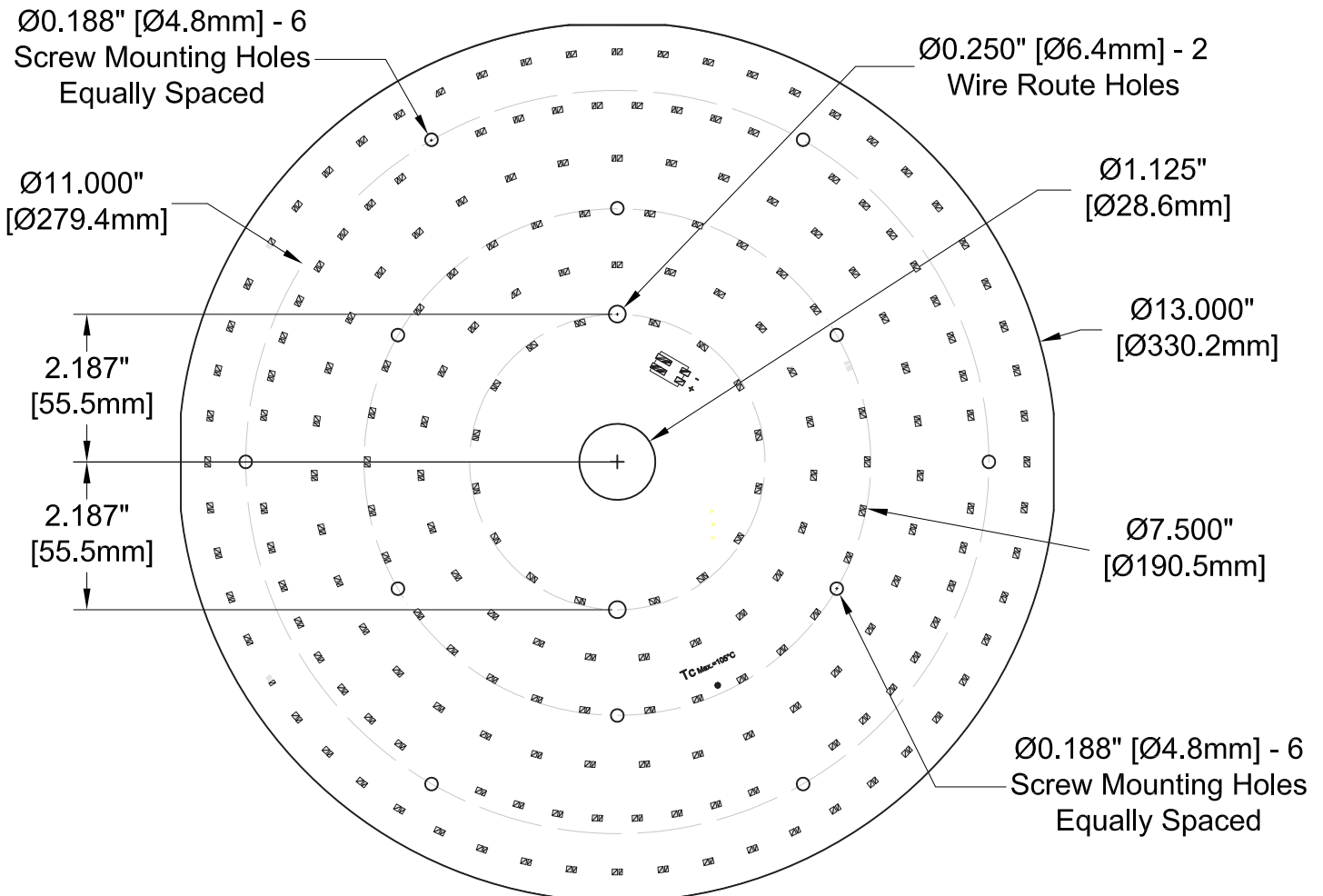


## Mechanical Drawings

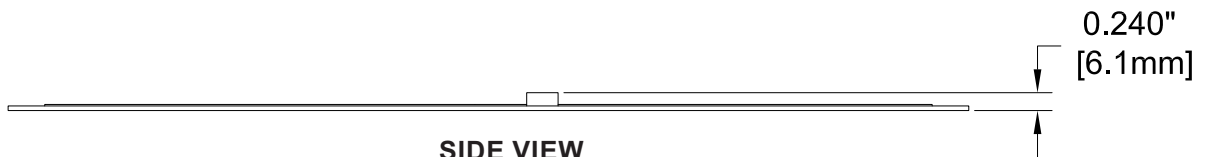
# 13" Diameter

[330.2mm]

Overall Dimensions	
Diameter	13" [330.2mm]
Height	0.24" [6.1mm]



TOP VIEW





# VMU240095HB8xxA

## Luminaire Compatibility

Fulham's VMU240095HBxxxA module is designed to work with SLP Lighting's Highbay and Lowbay luminaires.

### CircLED SHROUD

The CircLED™ Shroud is a thermally conductive molded polymer Low Bay with a Shroud, NSF rated for Food Processing. A lighter weight alternative to die cast fixtures with excellent water shedability.

<https://www.slplighting.com/circled/>



### CITADEL ROUND

CITADEL Round™ Combination of the Citadel Enclosure line's best features in a Smaller ROUND unit for tight areas that need LED light. Latches are replaced with the new SLP PinSert™ system giving it a super sleek and clean look.

<https://www.slplighting.com/citadel-enclosures/>



### About SLP Lighting

SLP Lighting has been serving the lighting industry since 1969. A leader in developing and manufacturing a full range of lighting solutions and innovative products. From concept to reality with the customer and end users in mind through the entire process. SLP is known for their high quality lighting components, such as the Citadel Enclosures and are happy to be teaming up with Fulham to provide even more solutions to the lighting market with a new SLP CircLED High Bay Series and Citadel Round Low Bay Enclosure.





# VMU240095HB8xxA

## Guidelines

### Termination Notes

- Connector Type: WAGO #2060-452 / 998-404 (2 pin push wire connector)
  - AWG: 24...18 solid wire
  - Strip length: 7...9mm / 0.28...0.35in
  - Connector Max amp. rating: 9 Amps.



Connector

For more detail information, please visit Wago's website: <http://www.wago.com/infomaterial/pdf/51300133.pdf>

### Fastening Notes

- If fastening by screw hole a recommended screw size: 8-32 x 1/4" flat head drilling screws. Use all available screw holes to ensure good contact between back side of module and mounting surface. Refer to max specified torque for installation.
- BJB P2F (Push-to-Fix) fixing elements for PCBs can be used to fasten LED modules to mounting surface. Reference BJB's website for ordering information and specific model to use: <http://www.bjb.com/index.php?pid=376706&lid=10>.
- HEYCO HEYClip™ Heat Resistant Snap Rivets 9062H is recommended for fast and easy installation with clean and finish look. [https://www.heyco.com/Nylon\\_PVC\\_Hardware/product.cfm?product=Snap-Rivets](https://www.heyco.com/Nylon_PVC_Hardware/product.cfm?product=Snap-Rivets)
- SLP Board Retention Clip is a pop-in-place solution to attach LED Modules to a boardtray in a quick easy manner. They are scratch proof and complete with a conductivity inhibitor coating. No tape or screws are needed when utilizing these clips. <https://www.splighting.com/complimentary-lighting-components/>



Heyco Rivet 9062H



**Note:**

This SLP Board Retention Clip is compatible with SLP's CITADEL fixtures only, not the CircLED fixtures.



SLP Board Retention Clip

### Environmental Rating / Conformal Coating

- The DC Modules have been evaluated for use in dry or damp locations only. If used in wet locations, acceptability and the need for additional evaluation shall be determined in the end product.
- Fulham's DC modules are available with conformal coating; made to order with MOQ and lead time will apply. The conformal coating is a silicone based material which is double sprayed on the module only (LEDs and PCB). Conformal coating is recommended for the following applications: near ocean where salt is present, constant moisture, refrigeration, continuously high humidity, or outdoor applications. An IP rating of IP64 or IP65 is achieved when the conformal coating is used, but other factors should be considered. Fulham still recommends the luminaire also meet an IP64/65 rating.

### Electrostatic Sensitive Product (ESD)

- Fulham LED products should be handled with proper measures to protect against any potential ESD damage.
- When servicing, personnel should be ground and direct contact with LED should be avoided.

### Thermal Management

- Proper thermal management should be employed to ensure life and reliability of product. Max Tc of module should not be exceeded.
- Use of thermal grease, paste, pad, or other material interface is highly recommended.

### Polarity Notes

- DC Modules are polarity sensitive.
- Ensure that "positive" from LED Driver is connected to "positive" of LED modules and that "negative" from LED Driver is connected to "negative" of LED modules.
- Polarities of modules are marked with "+" for positive and "-" for negative.





# VMU240095HB8xxA



## Part Number Matrix

# V M U 240 095 HB8 XXA

Product Line	Type	Control	Input Current	Max. Power	Design	CRI	Color Temperature	Option
V = Vizion	M = Module (UL Class 2)	U = None	240 = 2400mA Max.	095 = 95W	HB = Highbay	⊙ 8 = 80 9 = 90	27 = 2700K ⊙ 30 = 3000K 35 = 3500K 40 = 4000K ⊙ 50 = 5000K 57 = 5700K 65 = 6500K	A = 208 LEDs

All CCT & CRI options are made to order with MOQ (minimum order quantities) and lead time.  
 ⊙ Limited stock for 80CRI 3000K & 5000K Available.

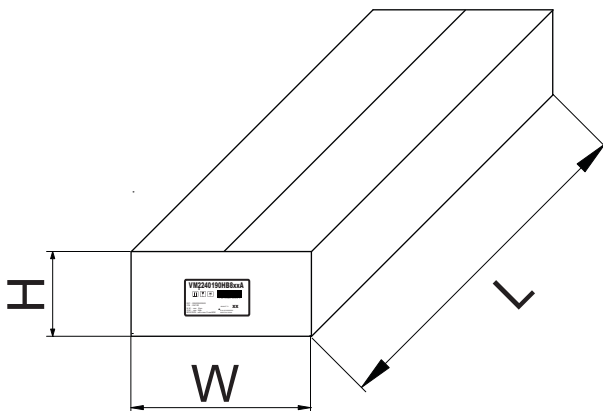
## Product Image: Highbay DC Module



TOP VIEW

## Packaging

### Master Carton



OUTER DIMENSION		
L	W	H
14.96" (380mm)	14.96" (380mm)	9.06" (230mm)
Net Weight	Gross Weight	QUANTITY
18.08 lbs. (8.2 kg)	21.74 lbs. (9.86 kg)	20pc.