



VJTUNV010LN9yyB05

JA8-2019



DirectAC UNV Linear Retrofit Kit Engines


- Integrated AC Direct Drive (No DC Driver)
- Universal Voltage (120~277) AC Engine
- Suitable for open or fully enclosed luminaires
- Suitable for luminaires with plastic and glass lenses
- All 90CRI product meets CEC Title 24 requirement
- cULus Classified 1598C
- cULus Recognized 8750
- Energy Star Luminaire 2.0 Listed (for rebate programs)^①
- Energy Star Luminaire CSD^①

General Specifications

Input Voltage ^②	120~277VAC (+/- 10%) / 50-60Hz
Input Current ^②	~0.084A @120V ~0.044A @230V ~0.036A @277V
Input Power ^②	10W (+/- 1W)
Input PF	>0.98
THD	<20%
Operating Frequency	50/60 Hz
Max Lumen Output @ Full Power ^②	1087 lumens @ 4000K / 90 CRI
Dimming Type/Range @120V ONLY	Leading Edge (TRIAC) or Trailing Edge (ELV) /100% ~ 10%
Beam Angle	120°
CRI / CCT	90 / 2700K, 3000K, 3500K, 4000K; 5000K is made to order (MTO)
Operating Temperature Range (Ta)	-35°C to 50°C / -31°F to 122°F
Maximum Engine Case Temperature	L70: Tc max=85°C (185°F) / L90: Tc max=85°C (185°F)
Maximum Lens Temperature	Lens: 90°C (194°F)
Estimated Lumen Maintenance (at Max Tc)	L70= >54,000 hours / L90= 35,200 hours
Color Consistency	Binning per ANSI C78.377-2015 @85°C; 3 SDCM
Overall Size	5.52" L x 2.21" W x 0.67" H (140.25mm L x 56.25mm W x 17mm H)
Connector Type / Quantity	Wago 873 or Ideal 102X / 1
LED Quantity	40 Pcs.
Weight	68g / 0.13lbs.
Packaging: Carton / Master Carton	25pcs / 150pcs
Maximum Screw Installation Torque	60in-lb (960in-ozf)
Safety/Compliance	DirectAC Engines: cURus (File # E486778) VATUNV010LN9yyA05 DirectAC Retrofit Kits: cULus (File # E486779) VJTUNV010LN9yyB05 RoHS Compliant Dry and Damp Location IC Over Temperature Control Energy Star Luminaire 2.0 Listed ^① Energy Star Luminaire CSD ^①
RFI/EMI	FCC Part 15B Consumer, EN55015
Input Surge Test	2.5kV Common and Differential mode (Per ES Ring Wave Test)
Sound Rating / Noise	A / <24 dBA
Percent Flicker / Flicker Index	<20% / <0.0416
Protective Lens/Enclosure	High Voltage Barrier / 2.5mm Clear Polycarbonate 5VA Flame rated
Lens Transmittance	>92%
PCB Material	MCPCB
Warranty	5 years @85°C (185°F)Tc from the date of manufacture
Electrolytic Capacitor Rating	>60,000 hours

① See page #4 "Certification Chart" for exact models.

② Measured electrical data per UL file



VJTUNV010LN9yyB05

JA8-2019



Electrical and Optical Specifications

Color Temperature	DirectAC Engine Part Number	Input Power	Nominal Luminous Flux @ 90 CRI	Engine Efficacy @ 90 CRI
2700K	VJTUNV010LN927B05	10W	840 lumens	84 lm/W
3000K	VJTUNV010LN930B05	10W	1028 lumens	103 lm/W
3500K	VJTUNV010LN935B05	10W	1057 lumens	106 lm/W
4000K	VJTUNV010LN940B05	10W	1087 lumens	109 lm/W
5000K	VJTUNV010LN950B05	10W	1087 lumens	109 lm/W

NOTES:

- 1) Nominal luminous flux includes a 7.5% loss due to lens. Use a 1.075 multiplier when lens is removed.
- 2) Electrical and optical specifications are based on Tc mod = 25°C @120V. Reference Amb. Temp. vs Rel. Lum. Flux for other temperatures.
- 3) Specifications are subject to change without notice.
- 4) Meets CEC Title 24 requirement.
- 5) ~10% lumen depreciation @277V input.
- 6) Lumen data is based on calculated values.



VJTUNV010LN9yyB05


JA8-2019



Thermal Specifications

③ DirectAC Engine Retrofit Kit (B)

Storage Temperature Range	-35°C(-31°F) to 100°C(212°F)
Operating Ambient Temperature Range	-35°C (-31°F) to 50°C (122°F)
Maximum Engine Case Temperature (T _s)	T _c max=85°C (185°F)
Maximum Lens Temperature	90°C (194°F)



T_c located on module


Thermal De-Rating: T_c vs. Luminous Flux

Module Case Temperature (T _c)	Luminous Flux Multiplier
25°C	1.000
30°C	0.988
35°C	0.975
40°C	0.963
45°C	0.951
50°C	0.938
55°C	0.926
60°C	0.914
65°C	0.901
70°C	0.889
75°C	0.877
80°C	0.864
85°C	0.852
90°C	0.840
95°C	0.827
100°C	0.815

NOTES:

- 1) Refer to LED Engine Retrofit Kit Installation Instructions for further detail.
- 2) This LED Engine Kit can retrofit any luminaire with a dimension/volume greater or equal to the minimum dimensions shown below and on the Installation Instructions.
- 3) This LED Engine Kit can be used with luminaires similar to the one illustrated on the Installation Instructions.
- 4) Lumen data is based on calculated values.

③ Suitable for surface mounted luminaire with minimum dimensions or volume: L = 7-5/8", W = 5-1/4", H = 3-7/8" or 109.8 cubic inches



VJTUNV010LN9yyB05



Certification Chart


Energy Star™ TM-21 Calculator Data

Model	VJTUNV010LN9yyB05
Classification	
	YES
	YES
	YES
	YES
	YES
CEC JA8-2019	YES

Tc Module	Reported L70	Reported L90
50°C	>54,000 Hrs	>54,000 Hrs
100°C	>54,000 Hrs	35,000 Hrs
110°C	>54,000 Hrs	30,000 Hrs
Tc Module	Calculated L70	Calculated L90
50°C	180,000 Hrs	55,000 Hrs
100°C	116,000 Hrs	35,000 Hrs
110°C	99,000 Hrs	30,000 Hrs

NOTES:

- Energy Star CSD:
https://www.energystar.gov/products/lighting_fans/certified_lighting_subcomponent_database_csd
- Energy Star Listed:
https://www.energystar.gov/productfinder/product/certified-light-fixtures/results?scrollTo=342&search_text=fulham&fixture_type_isopen=&markets_filter=United+States&zip_code_filter=&product_types=Select+a+Product+Category&sort_by=light_output_lumens&sort_direction=asc&page_number=0&lastpage=0
- Lutron DVELV-300P-WH dimmer was used to conduct Energy Star and CEC testing.



VJTUNV010LN9yyB05

JA8-2019




Compatible Tested Dimmers

(Contact Fulham for other alternatives)

(TRIAC or ELV Dimmers)

Manufacture	Model	Type
Core	SI061BR-PTA	TRIAC (Leading Edge) Incandescent Analog
Legrand	RH703PTC	TRIAC (Leading Edge) Incandescent Analog
Leviton	002-6633-PLW	TRIAC (Leading Edge) Incandescent Analog
Leviton	DDE06-BLZ	ELV (Trailing Edge)
Leviton	IPL06-10Z	TRIAC (Leading Edge)
Leviton	R62-6674-P0W	CFL / LED
Leviton	R70-6631-1LW	TRIAC (Leading Edge) Incandescent Analog
Leviton	RDL06-10Z	TRIAC (Leading Edge)
Lutron	CT-600P	TRIAC (Leading Edge)
Lutron	DV-600P	TRIAC (Leading Edge)
Lutron	LG-600P	TRIAC (Leading Edge)
Lutron	NTLV-600	TRIAC (Leading Edge)
Lutron	D-600R	TRIAC (Leading Edge) Incandescent Analog
Lutron	SELV-303P	ELV (Trailing Edge)
Lutron	S-600	TRIAC (Leading Edge)
Lutron	S-603P	TRIAC (Leading Edge) Incandescent Analog



VJTUNV010LN9yyB05

JA8-2019




DirectAC Engine Equivalency Chart

DirectAC UNV Linear Retrofit Kit Engines				CFL					
Retrofit Kit Engine Part Number	System Wattage	Lumen Output	Efficacy	CFL Style	Lamp Wattage	# of Lamps	Total Wattage	Lumen Output	Efficacy
VJTUNV010LN940B05	10W	1087 lm (4K/90CRI)	109 lm/W	Quad	13W	1	13W	775 lm	59 lm/W
				Triple	13W	1	13W	825 lm	63 lm/W
				Quad	18W	1	18W	989 lm	55 lm/W
				Triple	18W	1	18W	1001 lm	56 lm/W

NOTES:

1) For reference only, several factors apply.



VJTUNV010LN9yyB05

JA8-2019

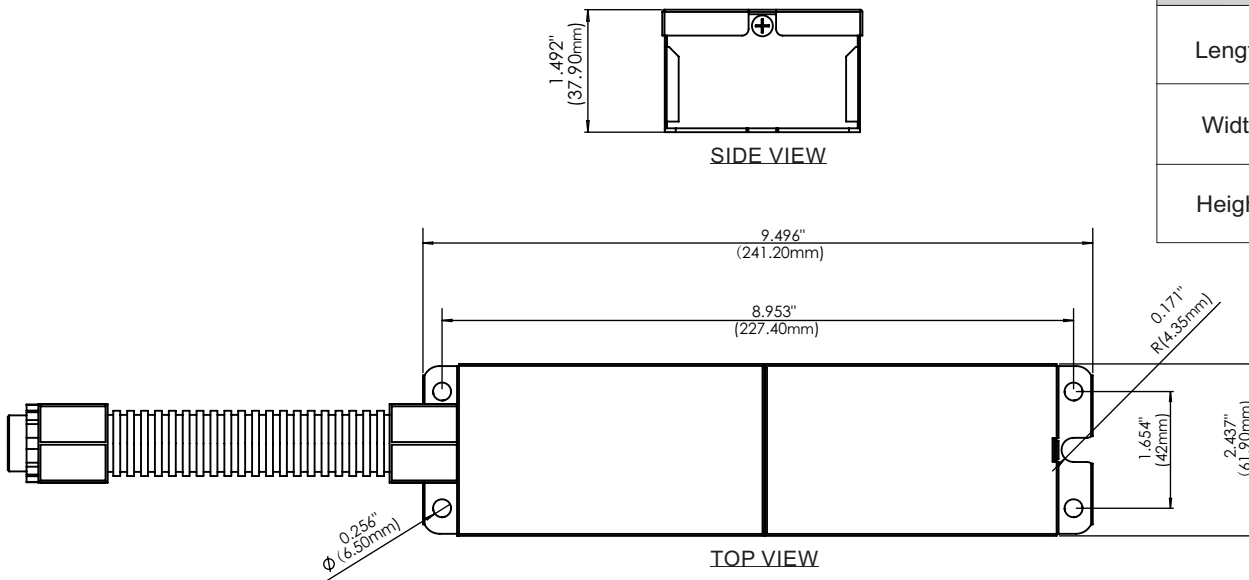


Battery Backup Option

- FHSCP-UNV-6W-L-SD: Emergency LED Driver for Direct AC Engines

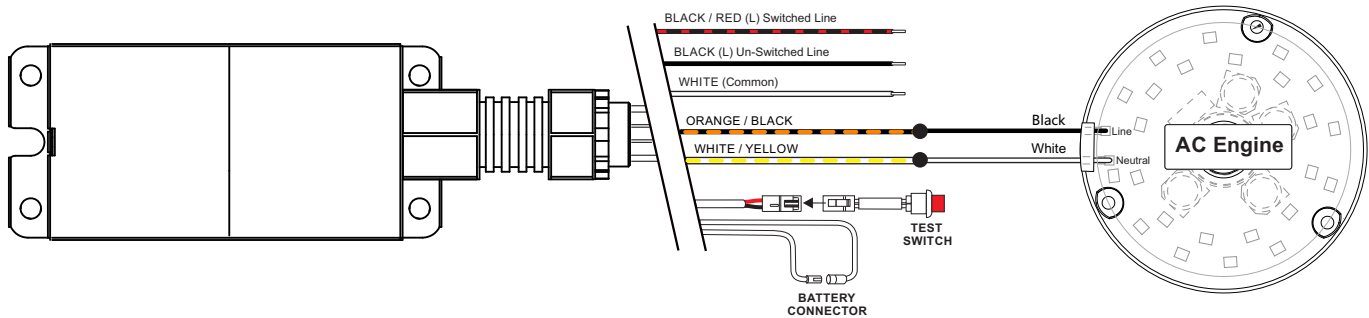


Mechanical Drawing




Overall Dimensions	
Length	9.49" (241.2mm)
Width	2.43" (61.9mm)
Height	1.49" (37.9mm)

Wiring Diagram



Specification Sheet:

- <https://www.fulham.com/PDFs/SpecSheets/FHSCP-UNV-6W-L-SD-2020-857-spec.pdf>



VJTUNV010LN9yyB05

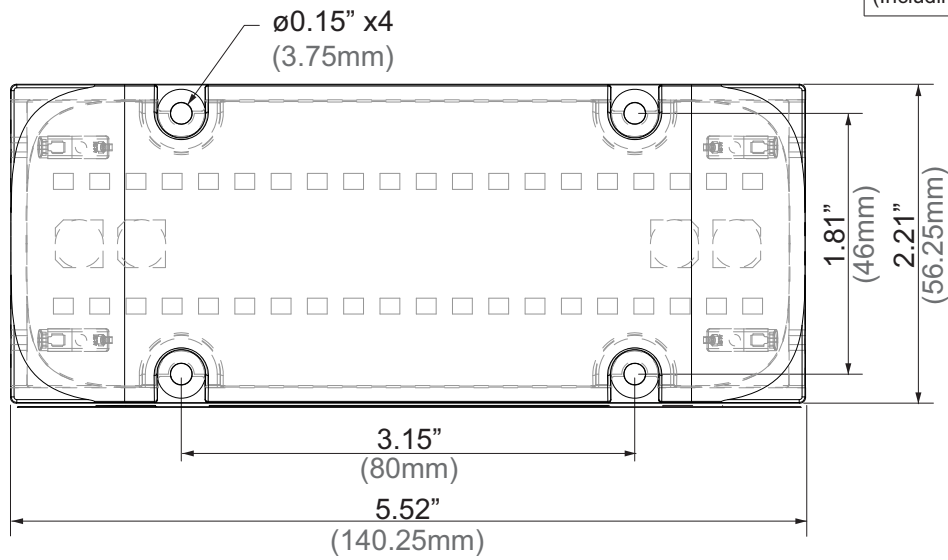
JA8-2019



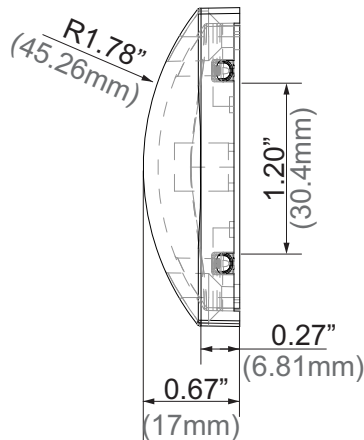
Mechanical Drawings

(Scale 3 : 4)


Overall Dimensions	
Length	5.52" [140.25mm]
Width	2.21" [56.25mm]
Height (Including Lens)	0.67" [17mm]



TOP VIEW



SIDE VIEW

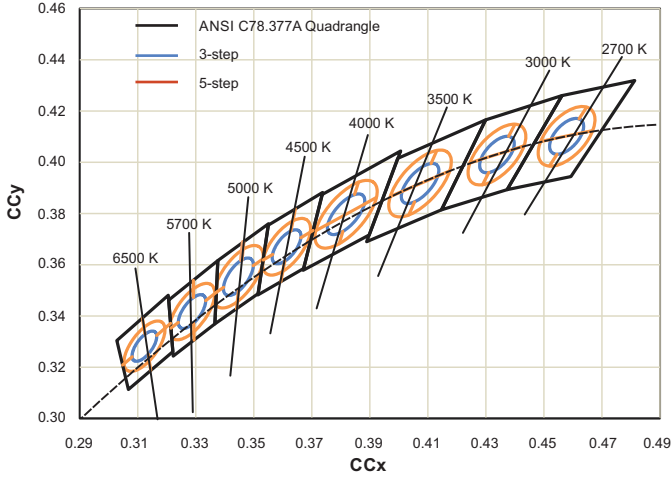


VJTUNV010LN9yyB05

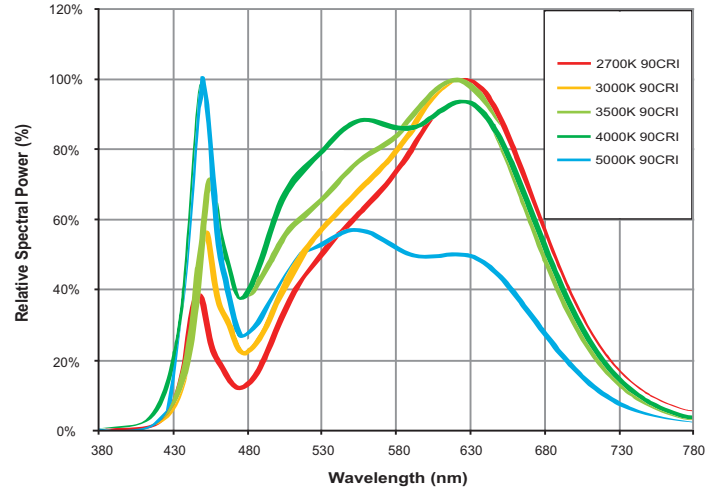
JA8-2019



Color and Binning




Optical Spectrum



NOTES:

- 1) The Color and Binning and Optical Spectrum charts are for reference only. For more detailed info, contact factory.
- 2) Binning per ANSI C78.377-2015 @ 85°C; 3 SDCM.
- 3) The Optical Spectrum values vary depending on product type and color rank.



VJTUNV010LN9yyB05



Guidelines

Reduced Flicker Operation Feature

- DirectAC Engine models have added circuitry to help reduce the Flicker when operated on the 50/60Hz power lines. The Flicker percentage on these models is below 30% when operated at line voltage, per CEC requirement. Dimming by line voltage devices may increase the Flicker percentage as the power levels are reduced.

Hi-Pot Testing (Caution)

- All DirectAC Engine models are Hi-Pot tested on the Fulham production line. We advise NOT to apply AC high voltage Dielectric test to LED products as this may damage the sensitive electronic components as well as the LEDs. Please inspect the connection wires for any nicks or cuts in the insulation during and after installation.

Termination Notes

- A luminaire disconnect UL listed connector is included, as part of Fulham's retrofit kit only, to meet Energy Star requirements.
- Use solid wire size 18AWG/12" per pole, rated at max 600V load and 105°C operating temperature.
- Strip wires to 11-13mm (0.47in.).
- Connector not for multiple use.
- For additional information on Wago's 873 Series Lumi-Nuts® and IDEAL's 102X connector, please visit:
http://www.wago.com/infomaterial/wago_ebook/51261593/flipviewerxpress.html
<https://idealind.com/shop/30-102x.html>



Environmental Rating

- DirectAC Engines are rated for dry and damp locations.

IC Over Temperature Control

- DirectAC Engine models have built in Thermal management, if the unit experiences higher than normal ambient temperatures the circuit by design will reduce the drive current to the LED there by reducing the thermal impact on the LED's.

Fastening to Luminaire

- When installing this LED Engine use screws with a diameter less than 0.13in. [3.4mm]. The LED Engine must be mounted on a flat surface and all mounting holes must be used to ensure good contact between the back side of the LED Engine and the mounting surface. Refer to max specified torque for installation. Suggested screw sizes: #5 or M3 Pan Head screw.
- During installation process do not remove plastic film backing.

Electrostatic Sensitive Product (ESD)


- Fulham LED products should be handled with proper measures to protect against any potential ESD damage.
- When servicing, personnel should be ground and direct contact with LED should be avoided.

Thermal Management

- Proper thermal management should be employed to ensure life and reliability of product.

Wiring

- Intended for 120~277V application ONLY.
- Connect the Black wire from the DirectAC Engine to the building/source Line by using the proper connectors or wire nuts.
- Connect the White wire from the DirectAC Engine to the building/source Neutral by using the proper connectors or wire nuts.
- DirectAC Engine does not need grounding, but the luminaire must be grounded.
- Intended to be wired on a dedicated lighting branch circuit.
- Do not wire on same branch circuit as motors, heating elements, inductive type loads or heavy machinery which may introduce spikes, noise and other abnormalities onto the Line. Doing so may result in damage to the unit or abnormal lighting conditions.
- Do not interconnect more than three engines when using the end to end connectors.



VJTUNV010LN9yyB05



Part Number Matrix

V J T UNV010LN9 yy B 05


Product Line	Engine Type	Dimming	Input Voltage	Input Power	Shape	CRI	Color Temperature	Option	Length
V = Vizion	③J= DirectAC Engine Retrofit Kit (Classified)	T = TRIAC/ELV @120V Only	UNV = 120V~277V	010 = 10W	LN=Linear	④9 = 90	①27 = 2700K ②30 = 3000K ③35 = 3500K ④40 = 4000K 50 = 5000K	⑤B = DirectAC Engine+Lens (Retrofit Kit)	05 = 5.51"

NOTES:

- 1) DirectAC Engines standard model "B" comes with engine and lens.
- 2) Specifications are subject to change without notice.
- 3) All 90CRI product meets CEC Title 24 requirement.
- ④ Standard Product offering, (90CRI / 5000K option is made to order with MOQ and lead time).
- ⑤ LED Engine Retrofit Kit includes mounting hardware, retrofit labels, and installation instructions.

Product Image: 10W DirectAC UNV Linear Engine Kit

VJTUNV010LN9yyB05



Avertissement: Risque d' incendie et d'électrocution, câblage des luminaires et pièces électriques peuvent être endommagés lors du forage pour l'installation du kit de conversion à DEL. Vérifier le câblage et les composants ci-joint.

WARNING: Risk of fire and electrical shock. Luminaire wiring and electrical parts may be damaged when drilling for installation of LED retrofit kit. Check for enclosed wiring and components.

WARNING: Cancer and Reproductive Harm www.P65Warnings.ca.gov

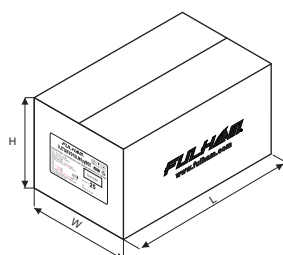


UNV DirectAC Linear Retrofit Kit Engines:
Hardware, 18AWG wires, Quick disconnect, Labels & Installation Instructions



Packaging

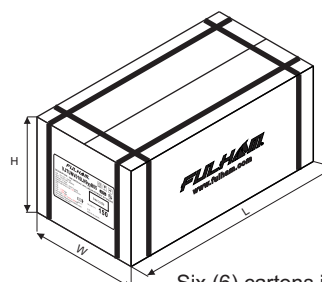
Carton



OUTER DIMENSION		
L	W	H
15.75"(400mm)	7.87"(200mm)	7.09"(180mm)
Net Weight	Gross Weight	QUANTITY
3.25 lbs. (1.47kg)	10.16 lbs. (4.62kg)	25pc.

Twenty-Five (25) DIRECTAC LN Retrofit kit Engines inside each carton.

Master Carton



OUTER DIMENSION		
L	W	H
25.20"(640mm)	15.94"(405mm)	14.96"(380mm)
Net Weight	Gross Weight	QUANTITY
22.5 lbs. (10.21 kg)	29.00 lbs. (13.15 kg)	150pcs.

Six (6) cartons inside each Master Carton.