



# TJTUNV010AC9xxB



## DirectAC UNV Retrofit Kit Engines

- Integrated AC Direct Drive (No DC Driver)
- Universal Voltage (120~277) AC Engine
- Suitable for open or fully enclosed luminaires
- Suitable for luminaires with plastic and glass lenses
- All 90CRI product meets CEC Title 24 requirement
- cULus Classified 1598C
- cULus Recognized 8750
- Energy Star Luminaire 2.1 Listed (for rebate programs) <sup>Ⓢ</sup>
- Energy Star Luminaire CSD <sup>Ⓢ</sup>

### General Specifications

Input Voltage / Frequency <sup>Ⓢ</sup>	120~277VAC (+/- 10%) / 50-60Hertz
Input Current <sup>Ⓢ</sup>	~0.084A @120V    ~0.044A @230V    ~0.036A @277V
Input Power <sup>Ⓢ</sup>	10W (+/- 1W)
Input PF	>0.97
THD	<20%
Operating Frequency per Energy Star @120V/60Hz	120 Hz
Max Lumen Output @ Full Power <sup>Ⓢ</sup>	905 lumens @ 4000K / 90 CRI
Dimming Type/Range @120V ONLY	Leading Edge (TRIAC) or Trailing Edge (ELV) /100% ~ 10%
Beam Angle	120°
CRI / CCT	90 / 2700K, 3000K, 3500K, 4000K; 5000K is made to order (MTO)
Operating Temperature Range (ta)	-35 to 50°C / -31°F to 122°F
Maximum Engine Case Temperature (Tc)	L70: Tc max=85°C (185°F) / L90: Tc max=85°C (185°F)
Maximum Lens Temperature	Lens: 90°C (194°F)
Estimated Lumen Maintenance (at Max Tc)	L70= >54,000 hours / L90= 35,000 hours
Color Consistency	Binning per ANSI C78.377-2015 @85°C; 3 SDCM
Overall Size	3.11" Dia. x 0.71" H (79mm Dia. x 18.03mm H)
Wire Type/ Length	18AWG / 12" Black and White wires
LED Quantity	40 Pcs.
Weight	62.6g / 0.13lbs.
Packaging: Carton / Master Carton	20pcs / 160pcs
Maximum Screw Installation Torque	60in-lb (960in-ozf)
Safety/Compliance	DirectAC Engines: cURus (File # E486778) TATUNV010AxxxxA DirectAC Retrofit Kits: cULus (File # E486779) TJTUNV010AxxxxB RoHS Compliant Dry and Damp Location IC Over Temperature Control Energy Star Luminaire 2.1 Listed <sup>Ⓢ</sup> Energy Star Luminaire CSD <sup>Ⓢ</sup> CEC JA8-2016
RFI/EMI	FCC Part 15B Consumer, EN55015
Input Surge Test	2.5kV Common and Differential mode (Per ES Ring Wave Test)
Sound Rating / Noise	A / <24 dBA
Percent Flicker / Flicker Index	<20% / <0.0416
Protective Lens/Enclosure	High Voltage Barrier / 3mm Clear Polycarbonate 5VA Flame rated
Lens Transmittance	>92%
PCB Material	MCPCB
Warranty	5 years @85°C (185°F) Tc from the date of manufacture
Electrolytic Capacitor Rating	>60,000 hours

<sup>Ⓢ</sup> See page #4 "Certification Chart" for exact models.  
<sup>Ⓢ</sup> Measured electrical data per UL file



TJTUNV010AC9xxB

JA8-2016



**Electrical and Optical Specifications**

Color Temperature	DirectAC Engine Part Number	Input Power	Nominal Luminous Flux @ 90 CRI	Engine Efficacy @ 90 CRI
2700K	TJTUNV010AC927B	10W	831 lumens	83 lm/W
3000K	TJTUNV010AC930B	10W	863 lumens	86 lm/W
3500K	TJTUNV010AC935B	10W	873 lumens	87 lm/W
4000K	TJTUNV010AC940B	10W	905 lumens	91 lm/W
5000K	TJTUNV010AC950B	10W	927 lumens	93 lm/W

**NOTES:**

- 1) Nominal luminous flux includes a 7.5% loss due to lens. Use a 1.075 multiplier when lens is removed.
- 2) Electrical and optical specifications are based on Tc mod = 25°C @120V. Reference Amb. Temp. vs Rel. Lum. Flux for other temperatures.
- 3) Specifications are subject to change without notice.
- 4) Meets CEC Title 24 requirement.
- 5) ~10% lumen depreciation @277V input.



# TJTUNV010AC9xxB


JA8-2016



## Thermal Specifications

### ③ DirectAC Engine Retrofit Kit (B)

Storage Temperature Range	-40°C (-40°F) to 80°C(176°F)
Operating Ambient Temperature Range	-35°C (-31°F) to 50°C(122°F)
Maximum Engine Case Temperature (Tc)	L70: Tc max=85°C (185°F) / L90: Tc max=85°C (185°F)
Maximum Lens Temperature	90°C (194°F)



Tc located on module

## Thermal De-Rating: Tc vs. Luminous Flux

Module Case Temperature (Tc)	Luminous Flux Multiplier
25°C	1.000
30°C	0.988
35°C	0.975
40°C	0.963
45°C	0.951
50°C	0.938
55°C	0.926
60°C	0.914
65°C	0.901
70°C	0.889
75°C	0.877
80°C	0.864
85°C	0.852
90°C	0.840
95°C	0.827
100°C	0.815

### NOTES:

- 1) Refer to LED Engine Retrofit Kit Installation Instructions for further detail.
- 2) This LED Engine Kit can retrofit any luminaire with a dimension/volume greater or equal to the minimum dimensions shown below and on the Installation Instructions.
- 3) This LED Engine Kit can be used with luminaires similar to the one illustrated on the Installation Instructions.

③ Suitable for surface mounted luminaire with minimum dimensions or volume: 7.69" L x 7.69" W x 1.25" H or 73.87 cubic inches



TJTUNV010AC9xxB

JA8-2016



Certification Chart

Energy Star™ TM-21 Calculator Data

Model	TJTUNV010AC9xxB
Classification	
	YES
	YES
	YES
	YES <sup>①</sup>
	YES <sup>②</sup>

Tc Module	Reported L70	Reported L90
50°C	>54,000 Hrs	>54,000 Hrs
100°C	>54,000 Hrs	35,000 Hrs
110°C	>54,000 Hrs	30,000 Hrs
Tc Module	Calculated L70	Calculated L90
50°C	180,000 Hrs	55,000 Hrs
100°C	116,000 Hrs	35,000 Hrs
110°C	99,000 Hrs	30,000 Hrs

NOTES:

- 1) Energy Star CSD:  
[https://www.energystar.gov/products/lighting\\_fans/certified\\_lighting\\_subcomponent\\_database\\_csd](https://www.energystar.gov/products/lighting_fans/certified_lighting_subcomponent_database_csd)
- 2) Energy Star Listed:  
[https://www.energystar.gov/productfinder/product/certified-light-fixtures/results?scrollTo=342&search\\_text=fulham&fixture\\_type\\_isopen=&markets\\_filter=United+States&zip\\_code\\_filter=&product\\_types=Select+a+Product+Category&sort\\_by=light\\_output\\_lumens&sort\\_direction=asc&page\\_number=0&lastpage=0](https://www.energystar.gov/productfinder/product/certified-light-fixtures/results?scrollTo=342&search_text=fulham&fixture_type_isopen=&markets_filter=United+States&zip_code_filter=&product_types=Select+a+Product+Category&sort_by=light_output_lumens&sort_direction=asc&page_number=0&lastpage=0)

<sup>①</sup> 10W 927 only listed for wall mount. All others are ceiling mount.



# TJTUNV010AC9xxB

**JA8-2016**



## Compatible Tested Dimmers

(Contact Fulham for other alternatives)

(TRIAC or ELV Dimmers)

Manufacture	Model	Type
Core	SI061BR-PTA	TRIAC (Leading Edge) Incandescent Analog
Legrand	RH703PTC	TRIAC (Leading Edge) Incandescent Analog
Leviton	002-6633-PLW	TRIAC (Leading Edge) Incandescent Analog
Leviton	DDE06-BLZ	ELV (Trailing Edge)
Leviton	IPL06-10Z	TRIAC (Leading Edge)
Leviton	R62-6674-P0W	CFL / LED
Leviton	R70-6631-1LW	TRIAC (Leading Edge) Incandescent Analog
Leviton	RDL06-10Z	TRIAC (Leading Edge)
Lutron	CT-600P	TRIAC (Leading Edge)
Lutron	DV-600P	TRIAC (Leading Edge)
Lutron	LG-600P	TRIAC (Leading Edge)
Lutron	NTLV-600	TRIAC (Leading Edge)
Lutron	D-600R	TRIAC (Leading Edge) Incandescent Analog
Lutron	SELV-303P	ELV (Trailing Edge)
Lutron	S-600	TRIAC (Leading Edge)
Lutron	S-603P	TRIAC (Leading Edge) Incandescent Analog



TJTUNV010AC9xxB

JA8-2016



DirectAC Engine Equivalency Chart

DirectAC Engine/Kit (10W)				CFL					
Engine/Kit Part Number	System Wattage	Lumen Output	Efficacy	CFL Style	Lamp Wattage	# of Lamps	Total Wattage	Lumen Output	Efficacy
TJTUNV010AC940B	10W	905 lm (4K/90CRI)	90 lm/W	Quad	13W	1	13W	775 lm	59 lm/W
				Triple	13W	1	13W	825 lm	63 lm/W

NOTES:

1) For reference only, several factors apply.



TJTUNV010AC9xxB

JA8-2016



**Flicker Test Data Summary**

(Test performed by third party lab using, Lutron S-600P dimmer)

**With Dimmer at 100%**

100% Light Output Percent Amplitude Modulation					
No Filter	40 Hz	90 Hz	200 Hz	400 Hz	1000 Hz
13.82%	0.32%	1.16%	12.31%	13.54%	13.39%
Measurement Period: 2.000 sec			Noise: 19.2 dBA		
Recording Interval: 4.00E-05 sec			Fraction of rated light output: 100%		
Flicker Index:		0.0395			

**With Dimmer at 20%**

20% Light Output Percent Amplitude Modulation					
No Filter	40 Hz	90 Hz	200 Hz	400 Hz	1000 Hz
19.55%	0.67%	1.84%	13.05%	16.16%	17.14%
Measurement Period: 2.000 sec			Noise: 19.2 dBA		
Recording Interval: 4.00E-05 sec			Fraction of rated light output: 21%		
Flicker Index:		0.0416			

**With Dimmer at Minimum Light Output**

Minimum Light Output Percent Amplitude Modulation					
No Filter	40 Hz	90 Hz	200 Hz	400 Hz	1000 Hz
18.00%	0.48%	0.81%	9.90%	12.56%	12.88%
Measurement Period: 2.000 sec			Noise: 19.3 dBA		
Recording Interval: 4.00E-05 sec			Fraction of rated light output: 10%		
Flicker Index:		0.0312			



# TJTUNV010AC9xxB

JA8-2016

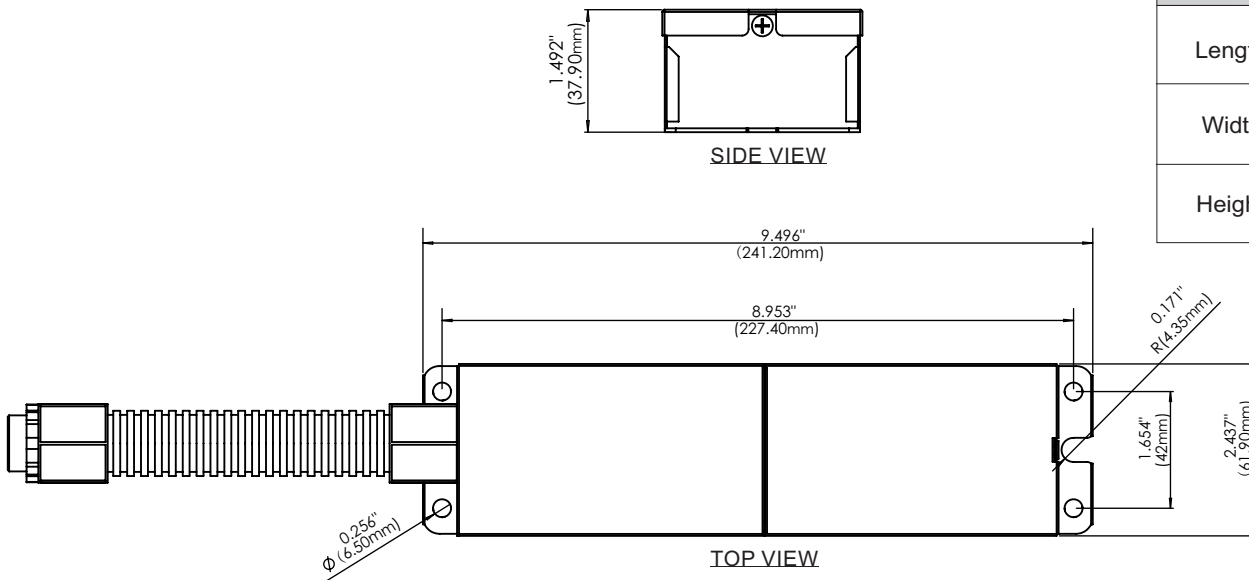


## Battery Backup Option

- FHSCP-UNV-6W-L-SD: Emergency LED Driver for Direct AC Engines

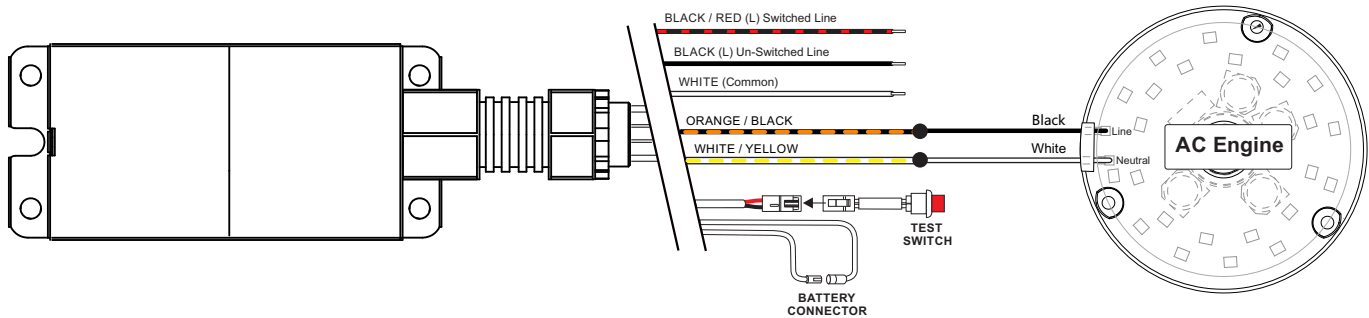


## Mechanical Drawing



Overall Dimensions	
Length	9.49" (241.2mm)
Width	2.43" (61.9mm)
Height	1.49" (37.9mm)

## Wiring Diagram



### Specification Sheet:

- <https://www.fulham.com/PDFs/SpecSheets/FHSCP-UNV-6W-L-SD-2020-857-spec.pdf>





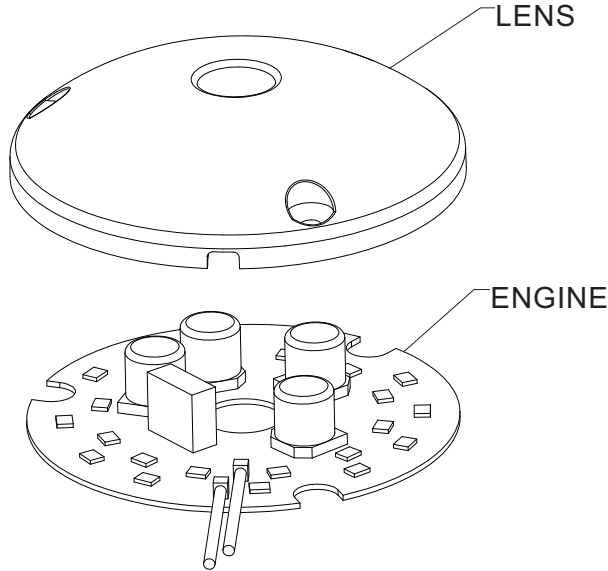
# TJTUNV010AC9xxB

JA8-2016



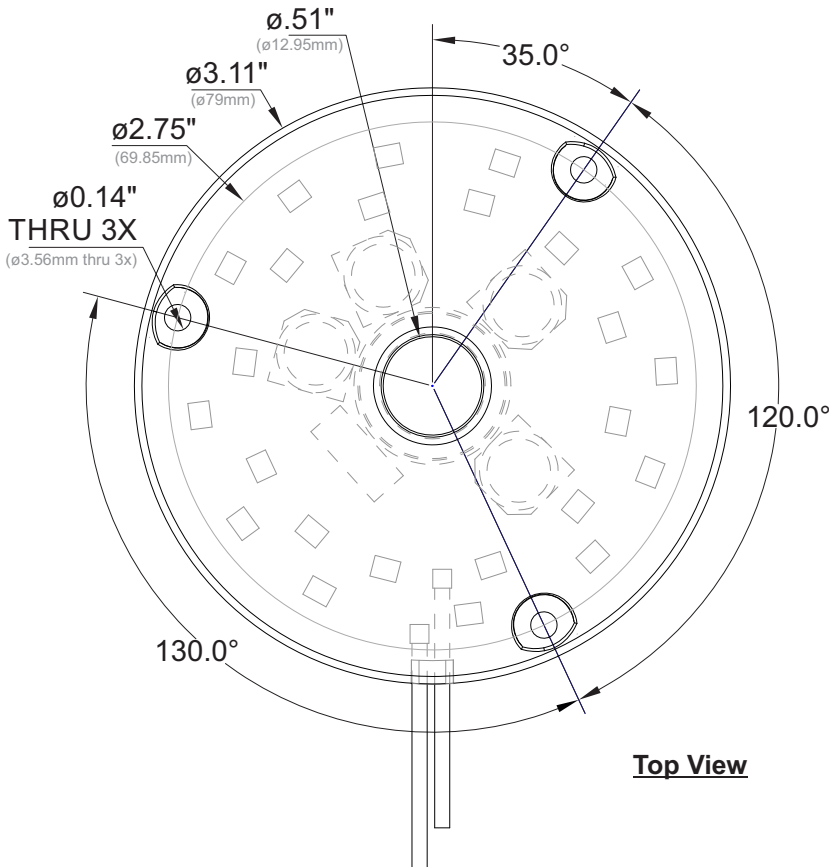
## Mechanical Drawings

(Scale 1 : 1)

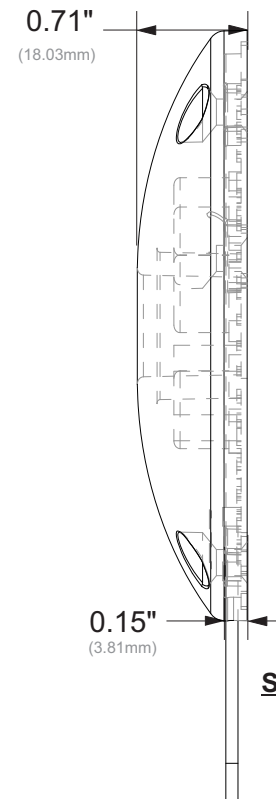


Overall Dimensions	
Diameter	3.11" [79mm]
Height	0.71" [18.03mm]
Wire Length AC Input (Black / White)	12" [304.8mm]

**Exploded View**



**Top View**



**Side View**



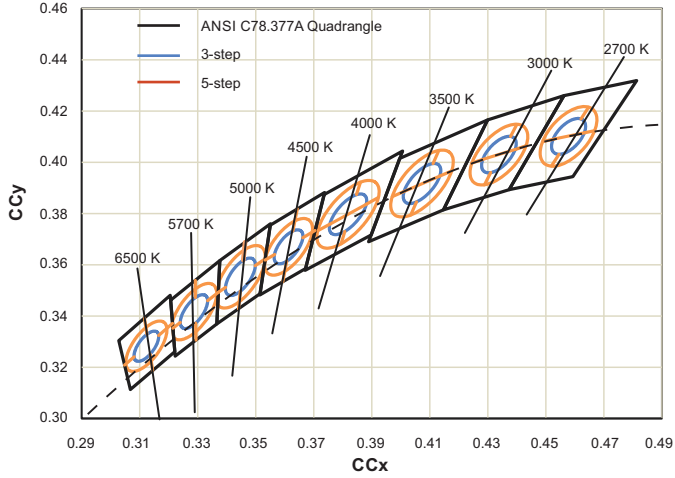
# TJTUNV010AC9xxB

JA8-2016

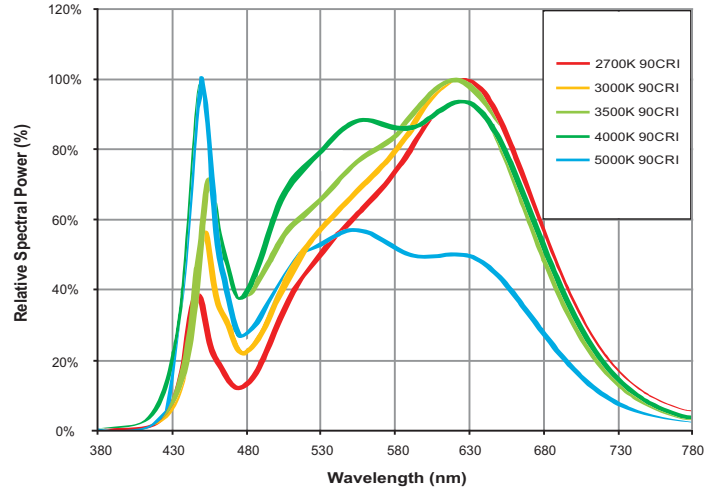


RoHS COMPLIANT

## Color and Binning



## Optical Spectrum



### NOTES:

- 1) The Color and Binning and Optical Spectrum charts are for reference only. For more detailed info, contact factory.
- 2) Binning per ANSI C78.377-2015 @ 85°C; 3 SDCM.
- 3) The Optical Spectrum values vary depending on product type and color rank.



# TJTUNV010AC9xxB

JA8-2016



## Guidelines

### Reduced Flicker Operation Feature

- DirectAC Engine models have added circuitry to help reduce the Flicker when operated on the 50/60Hz power lines. The Flicker percentage on these models is below 30% when operated at line voltage, per CEC requirement. Dimming by line voltage devices may increase the Flicker percentage as the power levels are reduced.

### Hi-Pot Testing (Caution)

- All DirectAC Engine models are Hi-Pot tested on the Fulham production line. We advise NOT to apply AC high voltage Dielectric test to LED products as this may damage the sensitive electronic components as well as the LEDs. Please inspect the connection wires for any nicks or cuts in the insulation during and after installation.

### Termination Notes

- A luminaire disconnect UL listed connector is included, as part of Fulham's retrofit kit only, to meet Energy Star requirements.
- Use solid wire size 18AWG/12" per pole, rated at max 600V load and 105°C operating temperature.
- Strip wires to 11-13mm (0.47in.).
- Connector not for multiple use.

For additional information on Wago's 873 Series Lumi-Nuts® and IDEAL's 102X connector, please visit:

[http://www.wago.com/infomaterial/wago\\_ebook/51261593/flipviewerxpress.html](http://www.wago.com/infomaterial/wago_ebook/51261593/flipviewerxpress.html)

<https://idealind.com/shop/30-102x.html>



Daisy Chain

### Environmental Rating

- DirectAC Engines are rated for dry and damp locations.

### IC Over Temperature Control

- DirectAC Engine models have built in Thermal management, if the unit experiences higher than normal ambient temperatures the circuit by design will reduce the drive current to the LED there by reducing the thermal impact on the LED's.

### Fastening to Luminaire

- When installing this LED Engine use screws with a diameter less than 0.13in. [3.4mm]. The LED Engine must be mounted on a flat surface and all mounting holes must be used to ensure good contact between the back side of the LED Engine and the mounting surface. Refer to max specified torque for installation. Suggested screw sizes: #5 or M3 Pan Head screw. Fulham provides four 6-20 X 5/8" Flat Head Self Drilling Screws, see instruction sheets for further details
- During installation process do not remove plastic film backing.

### Electrostatic Sensitive Product (ESD)

- Fulham LED products should be handled with proper measures to protect against any potential ESD damage.
- When servicing, personnel should be ground and direct contact with LED should be avoided.

### Thermal Management

- Proper thermal management should be employed to ensure life and reliability of product.

### Wiring

- Intended for 120~277V application ONLY.
- Connect the Black wire from the DirectAC Engine to the building/source Line by using the proper connectors or wire nuts.
- Connect the White wire from the DirectAC Engine to the building/source Neutral by using the proper connectors or wire nuts.
- DirectAC Engine does not need grounding, but the luminaire must be grounded.
- Intended to be wired on dedicated lighting branch circuit.
- Do not wire on same branch circuit as motors, inductive type loads or heavy machinery which may introduce spikes, noise and other abnormalities onto the Line. Doing so may result in damage to the unit or abnormal lighting conditions.



# TJTUNV010AC9xxB

JA8-2016



## Part Number Matrix

**T** **J** **T** **UNV** **010** **AC** **9** **40** **B**


Engine Type ⓐ <b>J</b> = DirectAC Engine Retrofit Kit (Classified)	Dimming <b>T</b> = TRIAC/ELV @120V Only	Input Voltage <b>UNV</b> = 120V~277V	Input Power <b>010</b> = 10W	Material & Shape <b>AC</b> = MCPCB+wire Circular	CRI ⓐ <b>9</b> = 90	Color Temperature ⓐ <b>27</b> = 2700K ⓐ <b>30</b> = 3000K ⓐ <b>35</b> = 3500K ⓐ <b>40</b> = 4000K <b>50</b> = 5000K	Option ⓐ <b>B</b> = DirectAC Engine+Lens (Retrofit Kit)
--	--	---	---------------------------------	---	------------------------	--	--

### NOTES:

- 1) DirectAC Engines standard model "B" comes with engine and lens.
- 2) Specifications are subject to change without notice.
- 3) All 90CRI product meets CEC Title 24 requirement.
- ⓐ Standard Product offering. (90CRI / 5000K option is made to order with MOQ and lead time.)
- ⓐ LED Engine Retrofit Kit includes mounting hardware, retrofit labels, and installation instructions.

## Product Image: 10W DirectAC UNV Round Engine Kit

TJTUNV010AC9xxB



**Avvertimento:** Rischio d'incendio et d'électrocution, câblage des luminaires et pièces électriques peuvent être endommagés lors du forage pour l'installation du kit de conversion à DEL. Vérifier le câblage et les composants ci-joint.

**WARNING:** Risk of fire and electrical shock. Luminaire wiring and electrical parts may be damaged when drilling for installation of LED retrofit kit. Check for enclosed wiring and components.

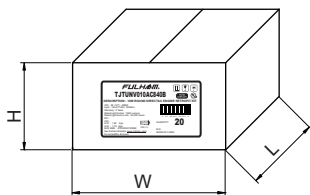
**⚠ WARNING:** Cancer and Reproductive Harm [www.P65Warnings.ca.gov](http://www.P65Warnings.ca.gov)



DirectAC UNV Retrofit Kit Engines:  
Hardware, Quick disconnect, Labels & Installation Instructions

## Packaging

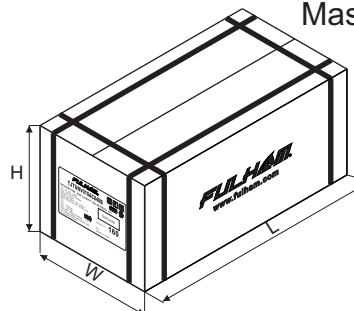
### Carton



OUTER DIMENSION		
L	W	H
10.63"(270mm)	8.07"(205mm)	5.12"(130mm)
Net Weight	Gross Weight	QUANTITY
2.64 lbs. (1.20kg)	3.75 lbs. (1.70kg)	20pc.

Twenty (20) LED AC Engine retrofit kits inside each carton.

### Master Carton



OUTER DIMENSION		
L	W	H
22.05"(560mm)	11.57"(435mm)	11.42"(290mm)
Net Weight	Gross Weight	QUANTITY
21.16 lbs. (9.60 kg)	32.19 lbs. (14.6 kg)	160pcs.

Eight (8) cartons inside each Master Carton.