



# THCC-1M1UNV140P-50E



## Constant Current LED Driver

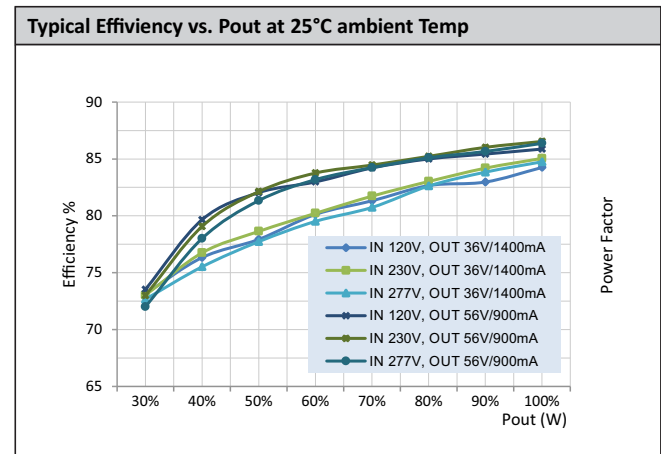
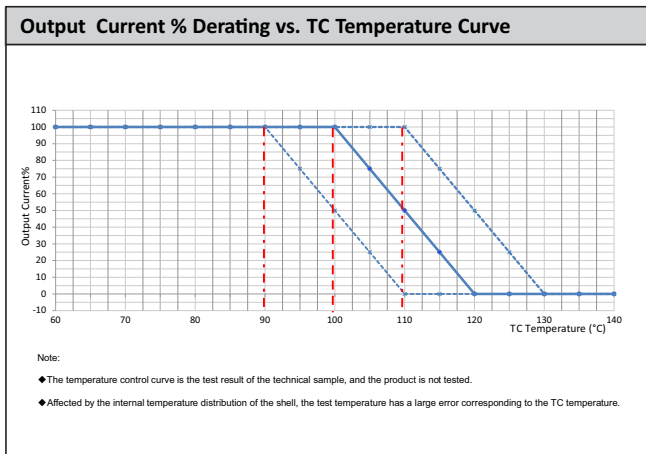
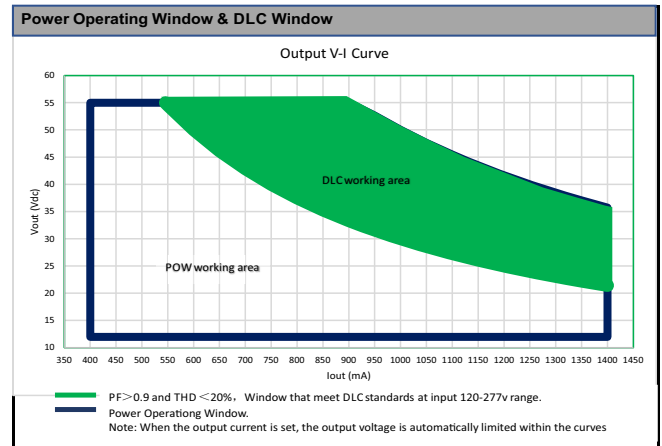
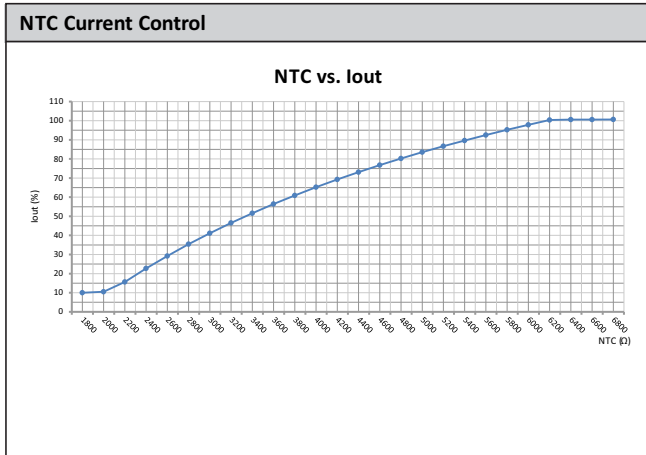
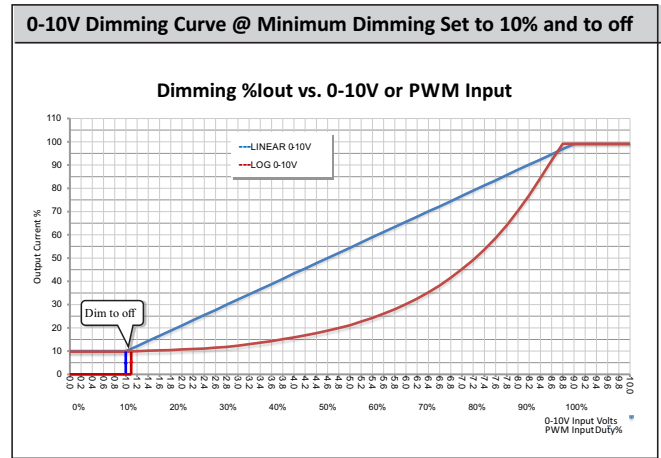
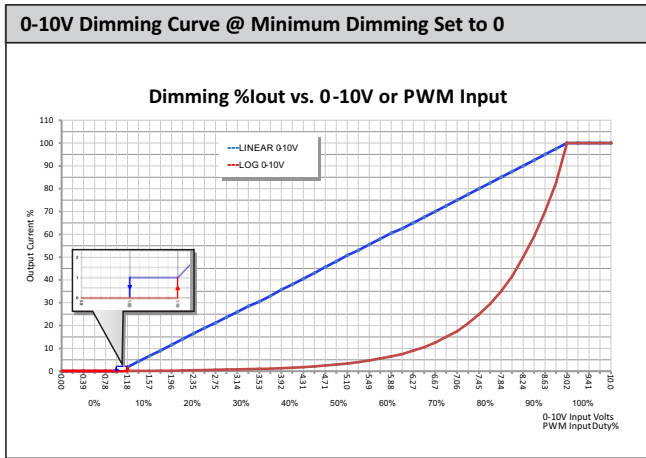
- 120~277VAC± 10%, 50/60Hz
- cULus listed, Class P
- 0-10V dimmable from 100%-1%, Dim-to-Off
- 12V, 200mA AUX Output
- Linear Form Factor
- Flicker Free

### General Specifications

Input Voltage / Frequency	120~277VAC± 10%, 50/60Hz
Input Current	0.52A Max
Input Power	62W Max
Input Power Factor	>0.9
THD	<20%
Driver Type	Constant Current
Output Voltage	12-55VDC
Output Current	400-1400mA
Default Output Current	1400mA
Output Power	50W Max
Efficiency	86%
Output Type	LED Class 2
Inrush Current	5A@120V, 14A@277V
Max. Leakage Current	750uA at 277V Full Load
Line Regulation / Load Regulation	Line Regulation +/-3%, Load Regulation +/-4%
Flicker Percentage	<4%
Dimming Type	0-10V
Dimming Range	100%-1%, Dim-to-Off
Operating Ambient Temperature Range	-40°C to 50°C (-40°F to 122°F)
Max. Driver Case Temperature	90°C (194°F)
Start Up Time	<750ms
Number of Output Channels	1
Overall Size	11.02" x 1.14" x 1.02"
Wire Type / Length	N/A
Connector Type	WAGO 250-402 Push Pin
Safety / Compliance	UL8750, CSA-C22.2 No. 250.13, UL Class P
IP Rating	IP20
Withstand Voltage	Input to Output: 2000 Vac. Output to Dim: 2000Vac
EMC Emission	FCC 47CFR Part 15 Class A
EMC Immunity	EN 61000-4-2,3,4,5,6; EN61547
Operating Humidity	95% RH
Input Surge Protection	Input Surge Line-Neutral 2.5KV, Line & Neutral-Ground 2.5KV
Protections	Output Over Current (OCP) Output Open Circuit Protection Output Short Circuit Protection(Recovers automatically after short is removed) Output Over Voltage (OVP)
Hot Swappable	No
Service Life	50,000 hours lifetime @ 85°C (185°F)
Warranty	5 Years @ Tc 85°C (185°F) from the date of manufacture



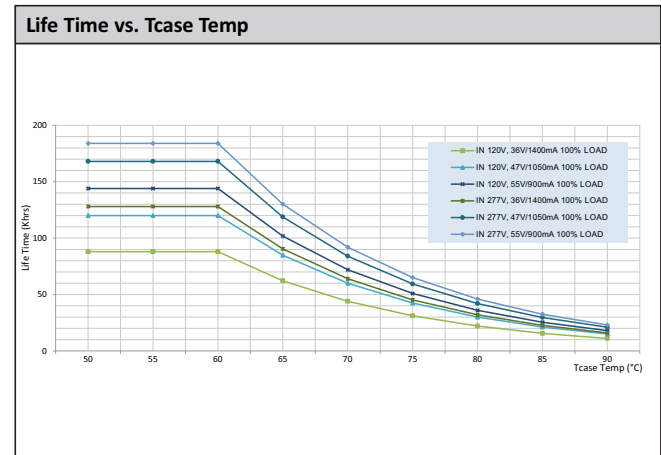
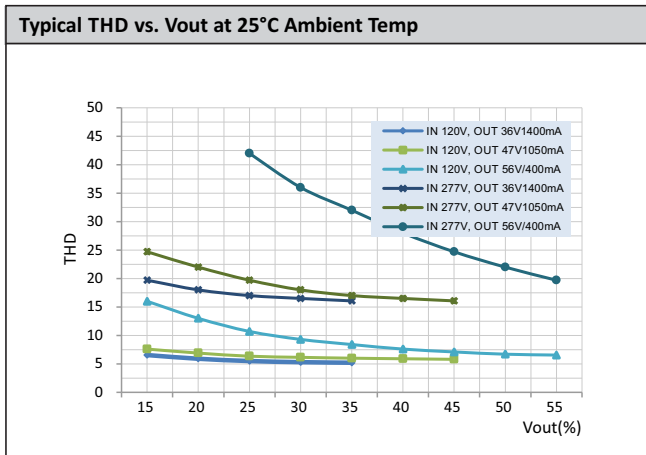
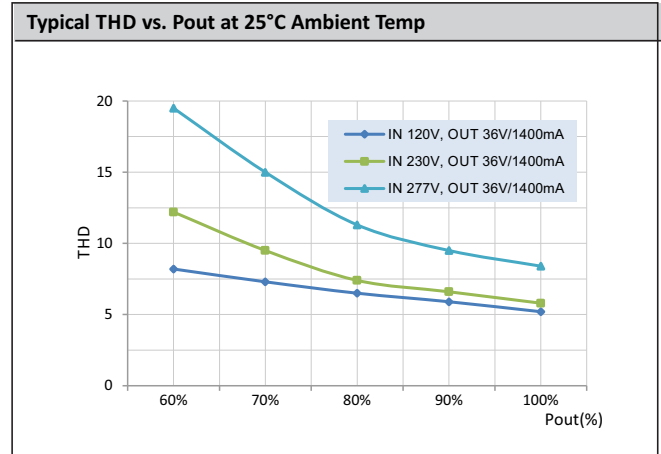
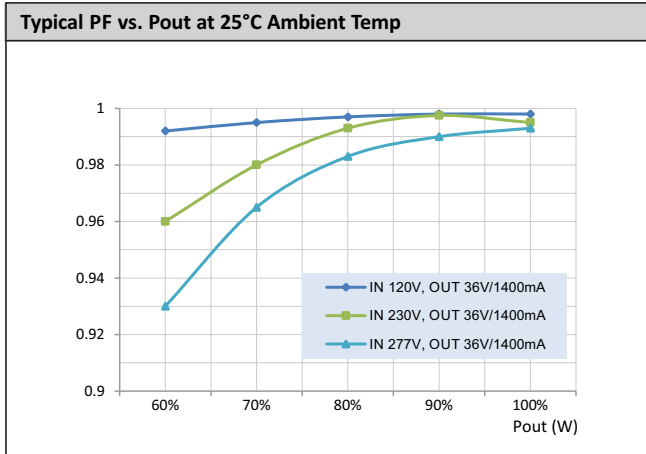
## Charts



# THCC-1M1UNV140P-50E



## Charts





## Programming

### TPSB-100 Programming Controller

Please consult the user manual for instructions on using the TPSB-100 SmartSet Programming Controller.



## Programming Instructions

1. To program use the Fulham TPSB-100 SmartSet controller; connect the programming forks in to the appropriately labeled programming connections located on the LED driver.
2. Program the driver output current between 400mA - 1400mA. (Note: set current represents total current of one channel).
3. Current programming and more function setting can be done through SmartSet PC Software.



SmartSet Software



TPSB-100 SmartSet Controller

# THCC-1M1UNV140P-50E

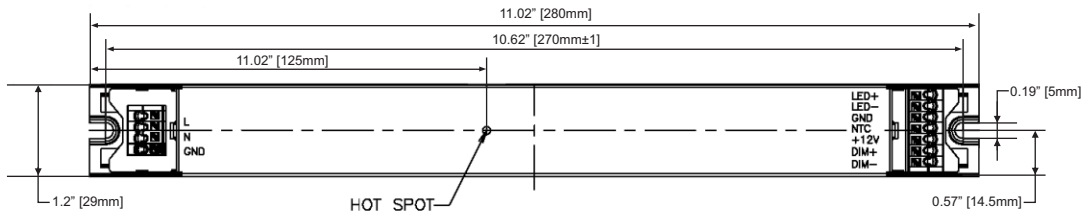
RoHS COMPLIANT

FC

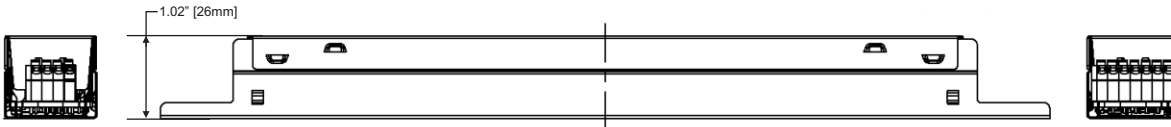
UL LISTED E342838



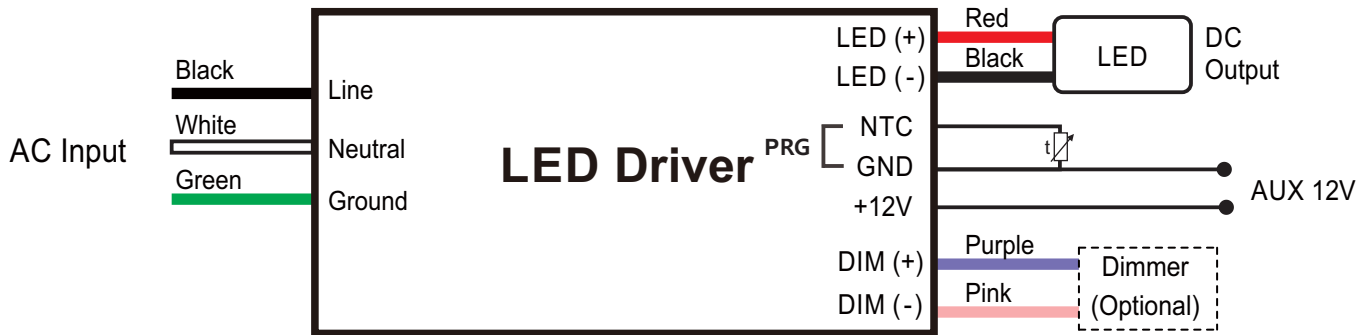
## Mechanical Drawing



Overall Dimensions	
Length	11.02" [280mm]
Width	1.2" [29mm]
Height	1.02" [26mm]
Mounting	10.62" [270mm]
Connector Type	
WAGO 250-402	



## Wiring Diagram



Note: GND- is a shared negative (-) between NTC and 12V AUX output.



# THCC-1M1UNV140P-50E

RoHS COMPLIANT




Product Image:



## Packaging

### Master Carton



OUTER DIMENSION		
L	W	H
14.96" (380mm)	12.40"(315mm)	5.91" (150mm)
Net Weight	Gross Weight	QUANTITY
22.27bs. (10.1kg.)	24.47lbs. (11.1kg)	40pcs.