

- Programmable LED Driver
- Output Wattage: 40W
- Universal Voltage (120V-277V)
- CC Programmable 250-1050mA
- 0-10V Dimming
- Long Case and Terminal
- Output voltage range of 10-57VDC
- Customizable Dimming Curve, Step Dimming

### General Specifications

Input Voltage	120-277VAC, 50/60 Hz
Input Current	0.41A@120V, 0.18A@277V
Input Power	47W
NTC Input	Ext. NTC Derating Resistance Range: 1k to 51k Ohm programmable. Default/Recommended Ext. NTC P/N: TSM2A204, SMD0805, Thinking Electronic
Power Factor	>0.92
THD	<10%
Efficiency	85% Typical@277V Full Load
Driver Type	Constant Current
Output Current	250-1050mA Programmable; See Label for Set Current; To Program Use R-SET (Figure 1) or TPSB100 (Programmer); Record New Setting On 1" x 0.5" Label
Output Voltage Range	10-38VDC (250-1050mA), 10-40VDC (250-1000mA), 10-57VDC (250-700mA)
Output Power	40W Max. (Figure 4)
Number of Output Channels	1 Channel
Dimming Controller Type/Dimming Range	0-10 VDC / 100%-0% (Figure 2, Figure 3)
RFI/EMI	FCC Part 15B Consumer, EN55015
Output Type	LED Class 2
Ambient Operating Temperature Range	-40°C to 60°C (-40°F to 140°F)
Max. Case Temperature	88°C (190.4°F)
Sound Rating	A
Input Surge Protection	Line-Neutral 2kV, Line & Neutral-Ground 4kV
Protections	Input Current Protection
	Output Short Circuit Protection
	Output Open Circuit Protection
	Output to Ground Short Protection
	Overload Protection
	Over Temperature Protection
Runtime Counting of Every 10 Degrees	Yes
Service Life	50,000 hours @Tc 82°C (179.6°F)
Approvals / Class	cULus, LED Class 2, Type TL, Dry or Damp Locations, CE, SELV, RoHS
Warranty	5 years

Figure 1

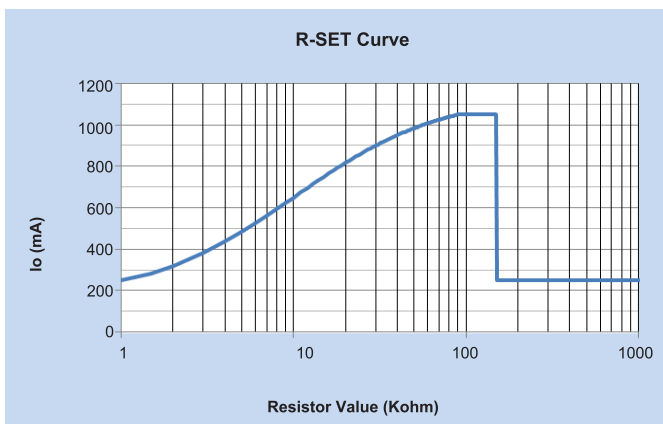


Figure 2

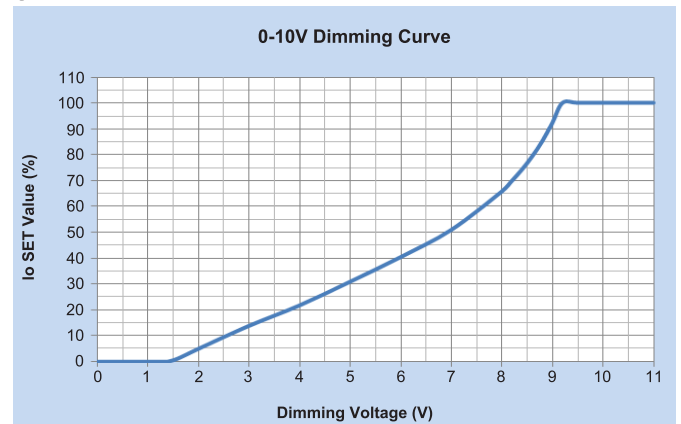


Figure 3

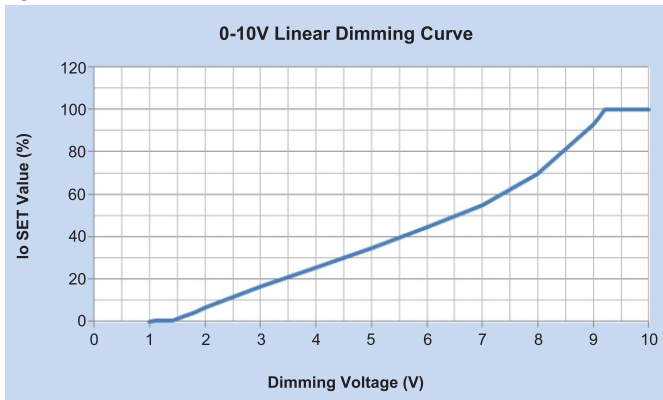


Figure 4

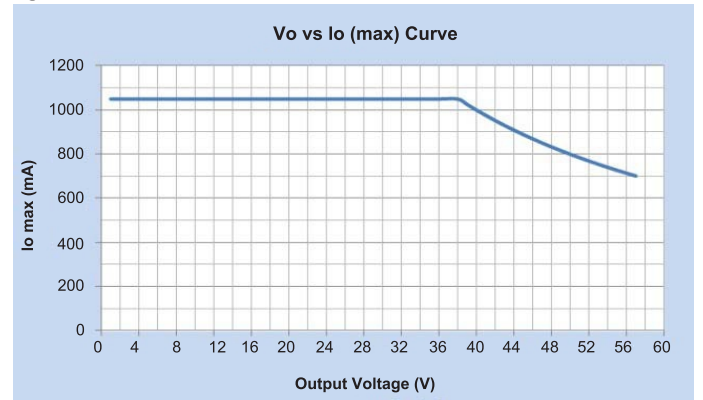


Figure 5

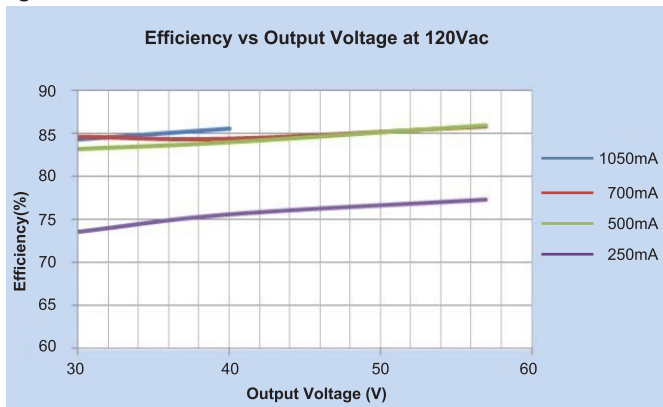


Figure 6

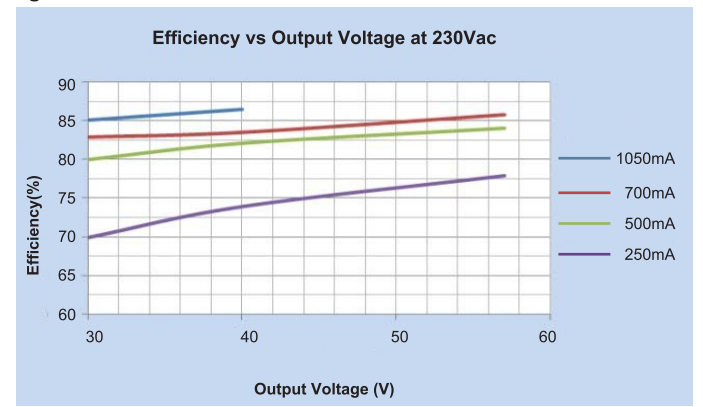


Figure 7

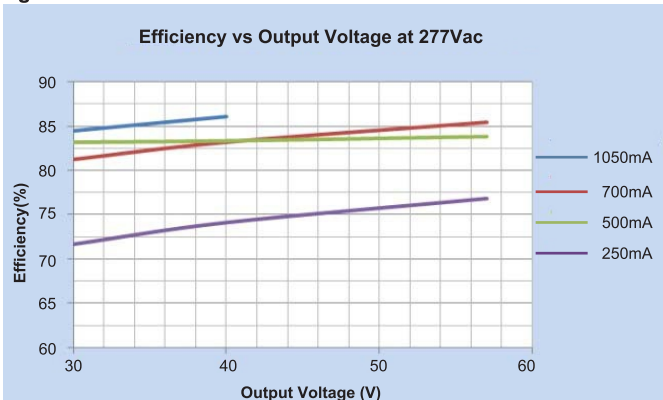


Figure 8

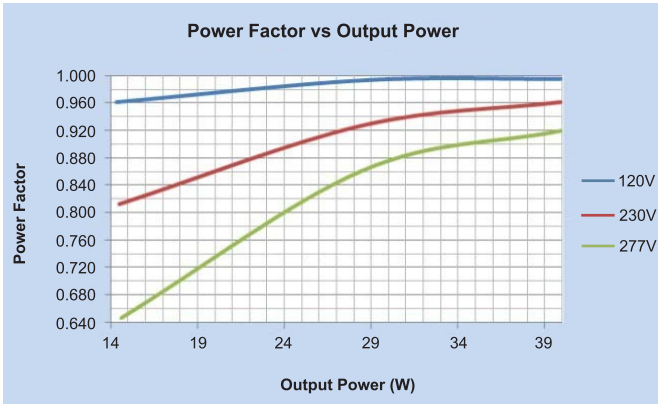


Figure 9

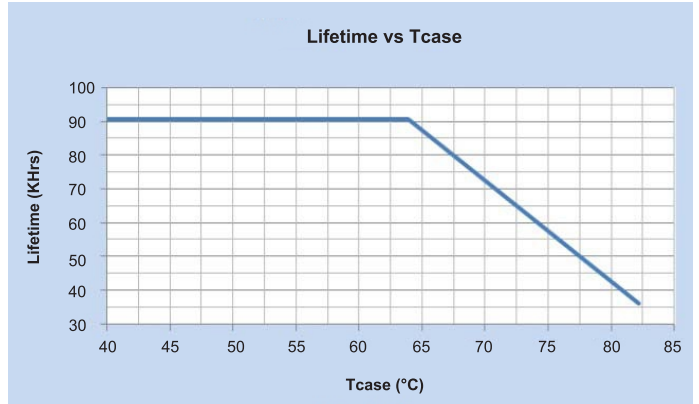


Figure 10

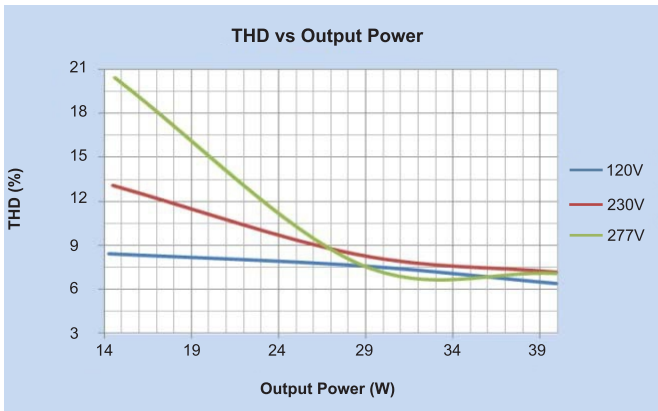


Figure 11

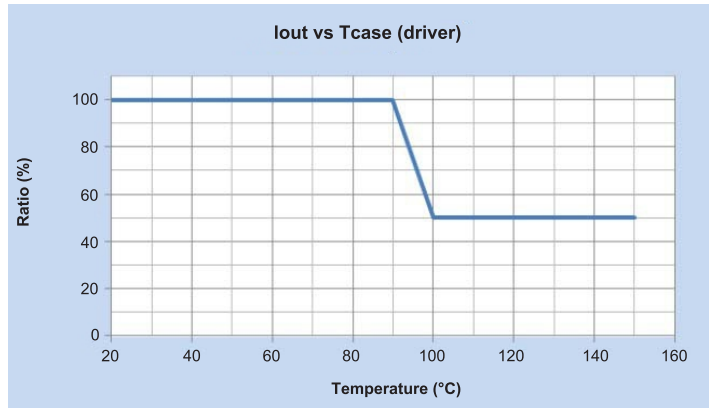
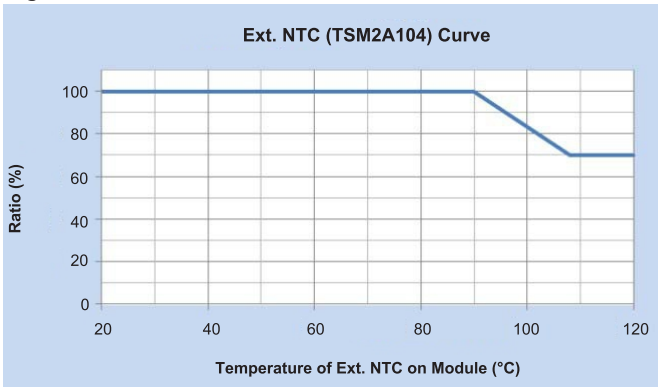
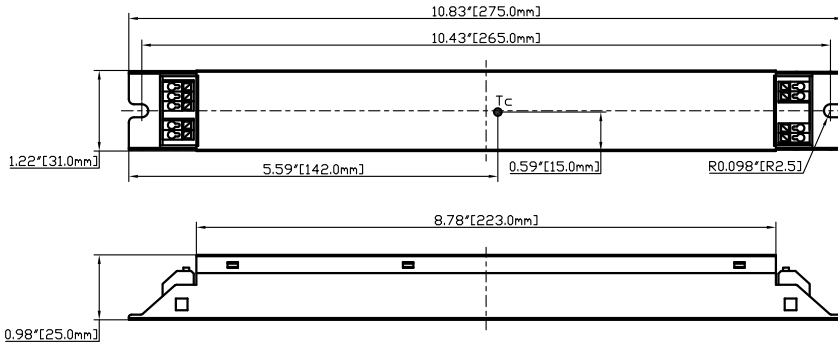


Figure 12



### Mechanical Data

Where: L = Length, W = Width, H = Height, Tolerance= $\pm 0.02$ "



### Wiring Diagrams

Note: This Driver Must Be Grounded



### TPSB-100 Programming Controller

Please consult the user manual for instructions on using the TPSB-100 SmartSet programming controller

