


# IH2-UNV-270-T8

## Programmed Start Fluorescent Ballast

This Ballast Will Operate Following Lamps:



**F58T8 / F70T8**

### General Specifications

Input Voltage	120 - 277VAC ±10%, 50 / 60Hz
EMI / RFI Compliance	FCC Part 18-A (Non-Consumer)
Sound Rating	"A"
Ballast Type	Programmed Preheat Start
Voltage Transients	ANSI 62.41
Input Protection	Fuse
Output Protection	Deactivated Lamp Protection
Min. Operating Temp	-30°C (-22°F)
Max. Case Temp	70°C (158°F)
Type	"CC"
Approvals Class	UL / cUL Listed, Class "P", 1 Outdoor, RoHS Compliant
Warranty	3 Years from the date of manufacture when properly installed.

### Electrical Data @120VAC

Lamp Wattage / Type	Lamps Operated	Input Wattage	Line Current	Power Factor	THD	Current Crest Factor
F58T8	1	66	0.56	>0.9	<10%	<1.7
F70T8	1	78	0.65	>0.9	<10%	<1.7
F58T8	2	133	1.33	>0.9	<10%	<1.7
F70T8	2	157	1.31	>0.9	<10%	<1.7

### Electrical Data @230VAC

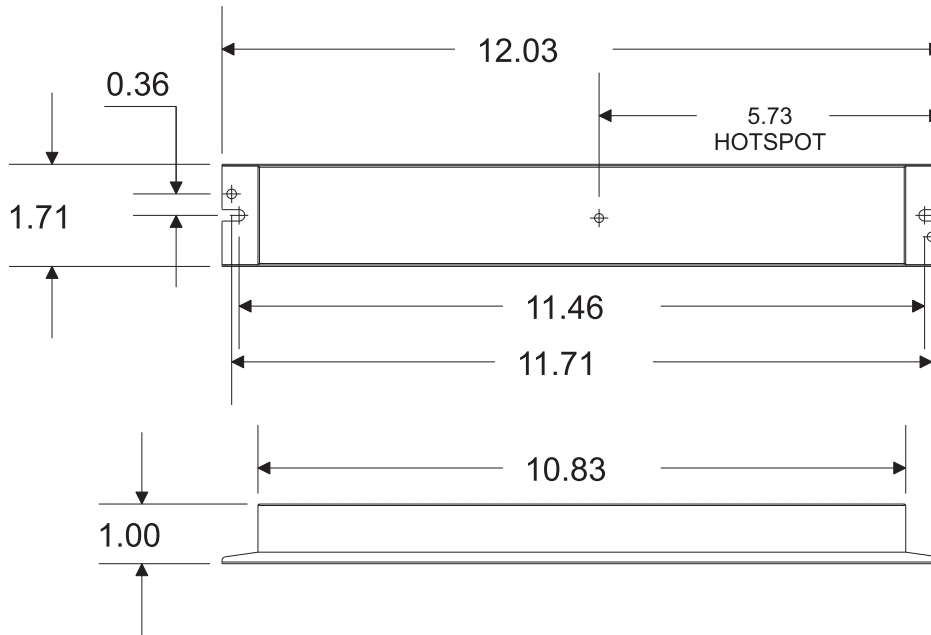
Lamp Wattage / Type	Lamps Operated	Input Wattage	Line Current	Power Factor	THD	Current Crest Factor
F58T8	1	66	0.30	>0.9	<10%	<1.7
F70T8	1	77	0.34	>0.9	<10%	<1.7
F58T8	2	130	0.57	>0.9	<10%	<1.7
F70T8	2	152	0.67	>0.9	<10%	<1.7

### Electrical Data @277VAC


Lamp Wattage / Type	Lamps Operated	Input Wattage	Line Current	Power Factor	THD	Current Crest Factor
F58T8	1	66	0.25	>0.9	<10%	<1.7
F70T8	1	77	0.29	>0.9	<10%	<1.7
F58T8	2	130	0.48	>0.9	<10%	<1.7
F70T8	2	152	0.56	>0.9	<10%	<1.7

# IH2-UNV-270-T8

## Mechanical Data


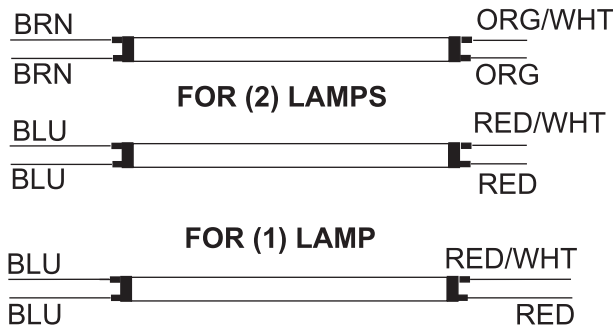


## Wiring Diagram



Wire Color	Length (Inches)
White/Blue	7" ±1"
Green/Yellow	7" ±1"
Blue/White	7" ±1"

Wire Color	Length (Inches)
Orange/White	7" ±1"
Orange	7" ±1"
Brown	7" ±1"
Brown	7" ±1"
Red/White	7" ±1"
Red	7" ±1"
Blue	7" ±1"
Blue	7" ±1"



**NOTE : FOR 7 WIRES SYSTEM, CAP RED/WHT WIRE**

**NOTE : This Ballast Case Must Be Grounded**